



# *The Articulator*

## Parts Manual

---

**WZ800 series**

**D3700**

---

**Manual number: MWZ800D3700**

*For WZ800D3700 mowers beginning with serial number 79321123*



**WARNING! Read and understand this manual before using this machine.**

**California**  
Proposition 65 Warning



**WARNING:** Breathing gas/diesel engine exhaust exposes you to chemicals known to the State of California to cause cancer and/or birth defects or other reproductive harm.

Always start and operate the engine in a well-ventilated area.

If in an enclosed area, vent the exhaust to the outside.

Do not modify or tamper with the exhaust system.

Do not idle the engine except as necessary.

For more information go to **[www.P65warnings.ca.gov](http://www.P65warnings.ca.gov)**.

© Lastec, May 30, 2024

Printed in the United States of America, all rights reserved. No part of this manual may be reproduced in any form by any photographic, electronic, mechanical or other means or used in any information storage and retrieval system without written permission from

**Lastec, LLC**

**8180 W. 10th Street**

**Indianapolis, IN 46214**

**Phone (317) 892-4444, (800) 515-6798**

**[www.lastec.com](http://www.lastec.com)**

# Table of Contents

# Section-Page

<b>SECTION 1</b>	<b>GENERAL INFORMATION</b>	<b>1-1</b>
1.1	How To Use The Parts List .....	1-1
1.2	Decal Kit .....	1-2
1.3	Torque Values .....	1-4
<b>SECTION 2</b>	<b>DRIVE SYSTEM</b>	<b>2-1</b>
2.1	Chassis Framework .....	2-1
2.2	Fender Assembly .....	2-2
2.3	Deck Lift Collar .....	2-3
2.4	Collar Lift Rod .....	2-4
2.5	Wheel Assembly, Front.....	2-5
2.6	Seat Assembly .....	2-6
2.7	Control and Battery Assembly .....	2-8
2.8	Axle Assembly .....	2-10
2.9	Control Lever Assembly .....	2-12
2.10	Parking Brake Assembly .....	2-14
2.11	Rear Lift Assemblies .....	2-16
<b>SECTION 3</b>	<b>HYDRAULIC SYSTEM</b>	<b>3-1</b>
3.1	Hydraulic Hoses .....	3-1
3.2	Left Pump Assembly .....	3-2
3.3	Right Pump Assembly .....	3-3
3.4	Right Motor Assembly .....	3-4
3.5	Left Motor Assembly .....	3-5
3.6	Brake Assembly .....	3-6
3.7	Hydraulic Tank and Cooler Assembly .....	3-7
3.8	Hydraulic Drive Idler Assembly .....	3-9
3.9	Roll Over Protection System (ROPS) Assembly .....	3-11
<b>SECTION 4</b>	<b>ENGINE &amp; ELECTRICAL SYSTEM</b>	<b>4-1</b>
4.1	Fuel System .....	4-1
4.2	Fuel Tank Assemblies .....	4-3
4.3	Engine Assembly.....	4-5
4.4	Kubota 37.5HP Engine .....	4-7
4.5	Radiator Assembly .....	4-9
4.6	Engine Mounts .....	4-11
4.7	Clutch Assembly .....	4-12
4.8	Engine Panel .....	4-13
4.9	Chassis Wiring Harness .....	4-15
4.10	Electrical Schematic .....	4-16
4.11	Kubota Electronic Harness.....	4-20
4.12	Electronic Components .....	4-22
4.13	Mule Drive Assembly .....	4-23
4.14	Hood Assembly .....	4-25

# Table of Contents

# Section-Page

<b>SECTION 5</b>	<b>DECKS</b>	<b>5-1</b>
5.1	Deck Overview .....	5-1
5.2	Deck 1 Overview .....	5-2
5.3	Deck 1 Covers .....	5-3
5.4	Deck 1 Idler Assembly .....	5-4
5.5	Deck 2 Overview .....	5-5
5.6	Deck 2 Covers .....	5-7
5.7	Deck 3 Overview .....	5-9
5.8	Deck 3 Anti-scalp Rollers .....	5-11
5.9	Deck 3 Idler Assembly .....	5-12
5.10	Deck 4 Overview .....	5-13
5.11	Deck 4 Covers .....	5-15
5.12	Deck 5 Overview .....	5-17
5.13	Deck 5 Idler Assembly .....	5-19
5.14	Deck 5 Covers .....	5-20
5.15	Caster Assembly .....	5-21
5.16	Deck Side Chute .....	5-23
5.17	Deck Side Chute .....	5-24
5.18	Decks 1, 2, 4, and 5 Spindle Assembly .....	5-25
5.19	Spindle Housing .....	5-26
5.20	Deck 3 Spindle Assembly .....	5-27
5.21	Deck 3 Spindle Housing .....	5-28
5.22	Rear Wheel Adjustment Assembly .....	5-29
5.23	Wing Deck Hinges .....	5-30
5.24	Wheel Yoke .....	5-31
5.25	Deck Lift Actuator .....	5-32
5.26	Wheel Assembly .....	5-34
5.27	Rear Discharge Baffles .....	5-35

## SECTION 1 GENERAL INFORMATION

### 1.1 How To Use The Parts List

- Locate the parts table and illustration from the table of contents.
- Parts shown indented under an assembly are included with that assembly.

**NOTE:** Not all assemblies are for sale *as assemblies*. The parts listed in a non-salable assembly need to be purchased separately.

From the sample parts table below:

- Sample Assembly is non-salable and all the parts shown as included need to be purchased separately.
  - Sample Assembly includes Sample Part 1 F02222-22 and Subassembly A03333.
    - Sample Part 3 superseded *Sample Part 8* as of the serial number listed.
- Subassembly A03333 *is* salable and includes Sample Part 2 012345 and Sample Part 3 F07007-77 when A03333 is ordered.

REF	PART #	DESCRIPTION	COMMENTS	QTY.
		Sample Assembly	Not for sale as an assembly.	1
1	F02222-22	Sample Part 1		1
	A03333	Sample Subassembly		1
2	012345	Sample Part 2		5
3	F07007-77	Sample Part 3	Beginning serial # 12340122	1
	<i>F07007-33</i>	<i>Sample Part 8</i>		1
4	123654	Sample Part4		3

#### **TO ORDER PARTS:**

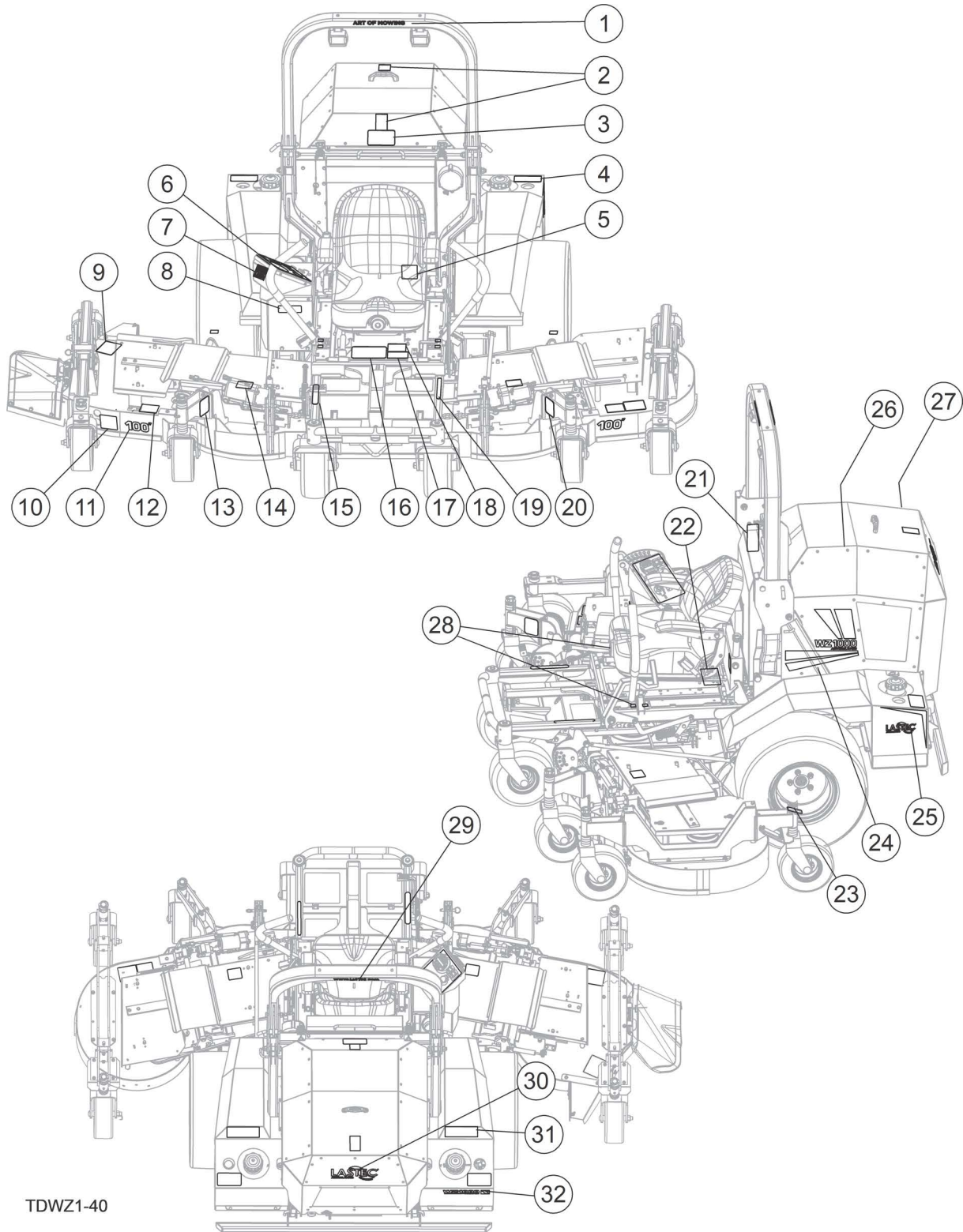
Have your customer number, unit serial number, and part numbers ready when you call.

- From the continental US, call your local Lastec distributor to order parts.
  - If there is no Lastec distributor in your area, call **1-800-515-6798**.
- From outside the continental US, contact the Lastec distributor in your area for parts.

# 1 General Information

## Decal Kit



### 1.2 Decal Kit



REF	PART #	DESCRIPTION	COMMENTS	QTY.
	122203	Kit, Decals, WZ800		1
1	122258	Decal, Art of Mowing		1
2	014419	Decal, Hot Engine Warning		2
3	019552	Decal, Caution, 'Clean Radiator'		1
4	018784	Decal, Equipment, Diesel Fuel		2
5	062404	Decal, AGC/ADC Hydro	Located on hydraulic tank	1
6	122138	Decal, Control Panel		1
7	074008	Decal, Built In The USA		1
8	111375	Decal, California Prop 65		1
9	040912	Decal, Danger, Thrown Objects/Arrow		1
10	040911	Decal, Warning Operate With Guards		2
11	122270	Decal, 100"		2
12	P478	Decal, Danger - Rotating Blades		2
13	124315	Decal, HOC		1
14	045651	Decal, No Step		2
15	043224	Decal, Equipment, Height Adj EF		1
16	019554	Decal, Warning, Operational Safety		1
17	064379	Decal, Warning, Slope		1
18	040910	Decal, Warning Operate From Seat		1
19	028603	Decal, Brake Control		1
20	124316	Decal, HOC		1
21	122114	Decal, ROPS Certification	Located on <b>left</b> side ROPS riser	1
22	122253	Decal, Belt Routing	Located under the seat pan	1
23	056591	Decal, 18 PSI		2
24	122265	Decal, WZ800, Border BR		1
25	122256	Decal, Lastec Logo, Border TR		1
26	122266	Decal, WZ800, Border BL	not shown	1
27	122257	Decal, Lastec Logo, Border TL	not shown	1
28	128209	Decal, Fwd/Rev Motion		2
29	122259	Decal, Lastec Website		1
30	122255	Decal, Lastec Logo, 10"		1
31	122343	Decal, Fuel Fill		2
32	122261	Decal, WZ800		1

### 1.3 Torque Values

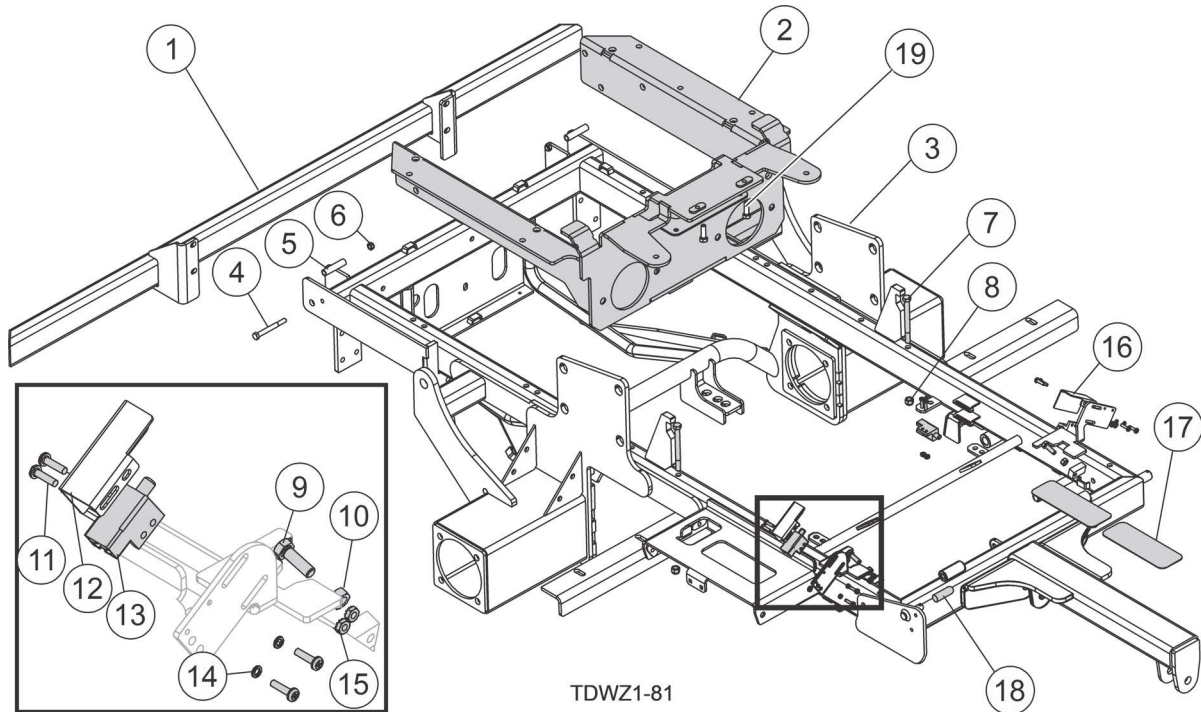
Below is a table of suggested torque values for this unit. Please use these torque values on this unit unless otherwise specified.

Grade		Units	SAE 5	SAE 8
Tensile Strength			105000 PSI	150000 PSI
Grade Mark				
Bolt Dia.	Threads. Per In.	Units	SAE 5	SAE 8
6	32	in-lbs (Nm)	20 (2.3)	-
8	32	in-lbs (Nm)	24 (2.7)	30 (3.4)
10	24	in-lbs (Nm)	35 (4.0)	45 (5.1)
10	32	in-lbs (Nm)	40 (4.5)	50 (5.7)
12	24	in-lbs (Nm)	50 (5.7)	65 (7.3)
1/4	20	in-lbs (Nm)	95 (10.7)	125 (14.1)
1/4	28	in-lbs (Nm)	95 (10.7)	150 (17.0)
5/16	18	ft-lbs (Nm)	17 (22.6)	23 (31.2)
5/16	24	ft-lbs (Nm)	20 (27.1)	25 (33.8)
3/8	16	ft-lbs (Nm)	30 (40.7)	40 (54.2)
3/8	24	ft-lbs (Nm)	35 (47.5)	45 (61.0)
7/16	14	ft-lbs (Nm)	50 (67.8)	65 (88.1)
7/16	20	ft-lbs (Nm)	55 (74.6)	70 (94.9)
1/2	13	ft-lbs (Nm)	75 (101.7)	100 (135.6)
1/2	20	ft-lbs (Nm)	85 (115.3)	110 (149.2)
9/16	12	ft-lbs (Nm)	105 (142.4)	135 (183.1)
9/16	18	ft-lbs (Nm)	115 (155.9)	150 (203.4)
5/8	11	ft-lbs (Nm)	150 (203.4)	195 (264.4)
5/8	18	ft-lbs (Nm)	160 (217.0)	210 (284.8)
3/4	10	ft-lbs (Nm)	170 (230.5)	220 (298.3)
3/4	16	ft-lbs (Nm)	175 (237.3)	225 (305.1)
7/8	9	ft-lbs (Nm)	302 (409.5)	473 (640.9)
7/8	14	ft-lbs (Nm)	300 (406.8)	400 (542.4)
1	8	ft-lbs (Nm)	466 (631.8)	714 (967.4)



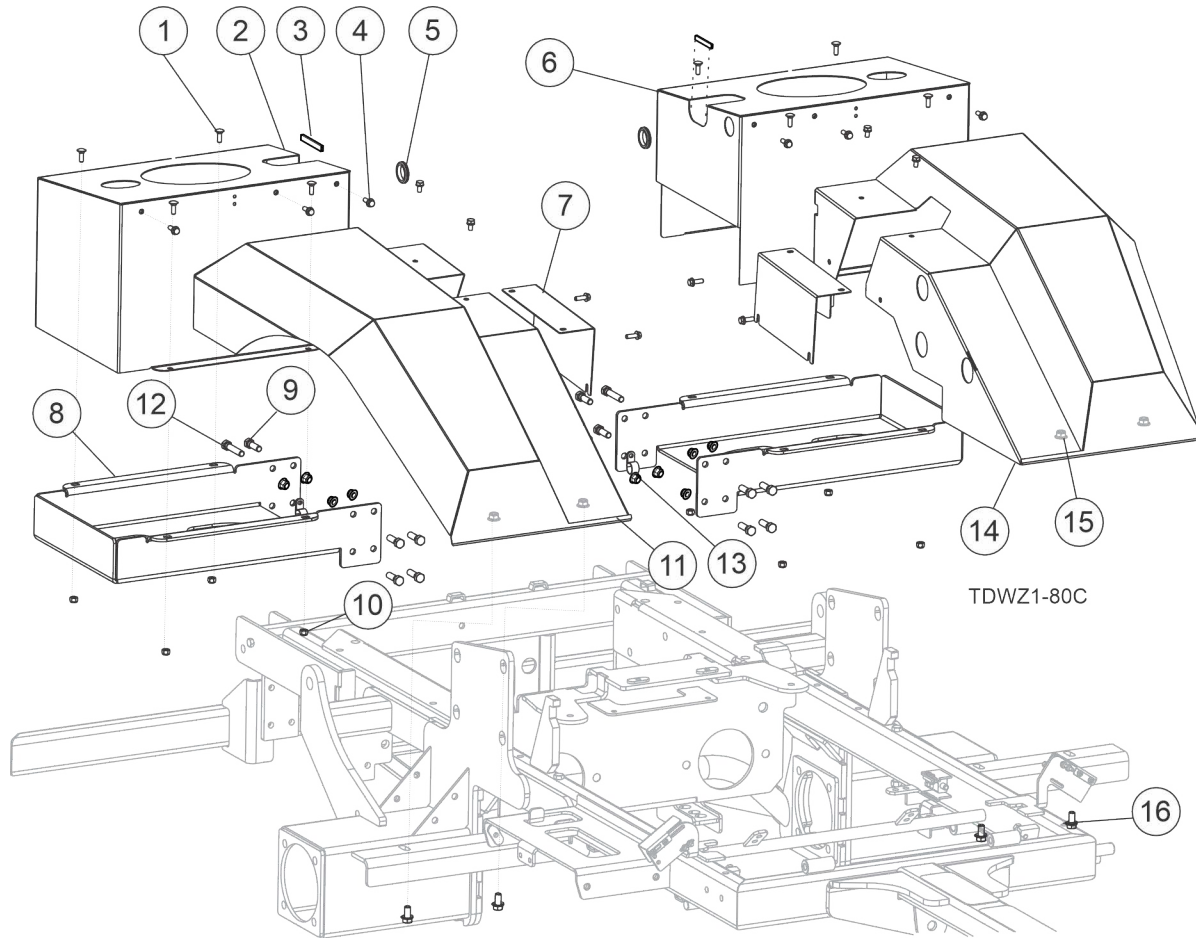
## SECTION 2 DRIVE SYSTEM

### 2.1 Chassis Framework



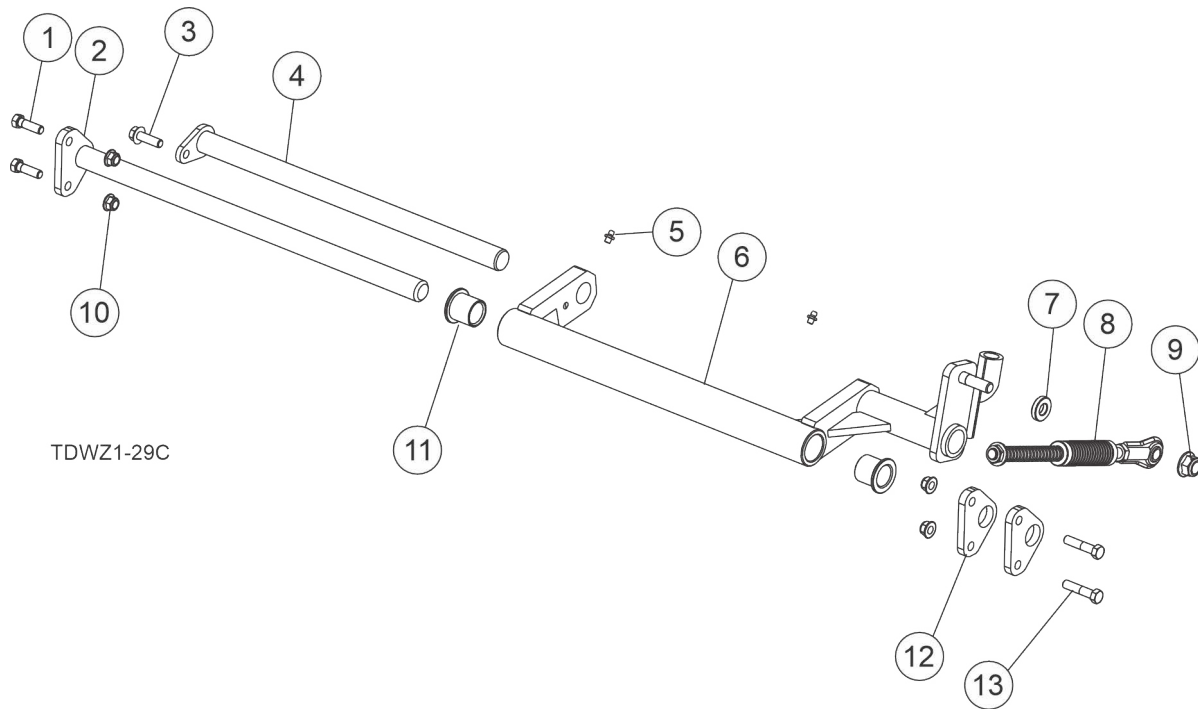
REF	PART #	DESCRIPTION	COMMENTS	QTY.
1	072262	Bumper Weldment, 45 Series Rear		1
2	122047	Weldment, Engine Cradle		1
3	122048	Weldment, ZTR Frame		1
4	F05006-62	Bolt, 5/16-18x3 HH Gr5		2
5	046011	Sleeve, Tygon		2
6	F05010-121	Nut, 5/16-18 Nylon Locking Jam		2
7	F05007-126	Bolt, 3/8-16x4 HH Gr5		2
8	F05010-10	Nut, 3/8-16 Hex Nyloc		2
9	F05006-27	Bolt, 5/16-18x1 Gr5 HH		2
10	F05010-17	Nut, 5/16-18 Hex		2
11	F05004-18	Screw, 10-24x5/8 Unsl Indent HH Machine		10
12	044020	Cover, Handle Lockout Switch Right		1
13	046559	Switch, DPST N/O N/C		3
14	F05011-20	Washer, #10 Split Lock		4
15	F05010-14	Nut, #10-24 Keps->		10
16	044021	Cover, Handle Lockout Switch Left		1
17	055841	Sure Grip, 1 1/2 Bar		2
18	124442	Cap, Round		1
19	F05007-246	Bolt, 3/8-16x3/4 GR5 FHCS Serrated		2

## 2.2 Fender Assembly



REF	PART #	DESCRIPTION	COMMENTS	QTY.
	122120	Assembly, Fenders		2
1	F05005-113	Bolt, 1/4-20x3/4 Carriage		8
2	122287	Weldment, Fuel Tank Cover RH		1
3	067905	Grommet, Valve Guard		2
4	F05005-212	Bolt, 1/4-20x3/4 GR5 FHCS Serrated		14
5	P11765	Grommet, 1 ID Rubber		1
6	122288	Weldment, Fuel Tank Cover LH		1
7	130306	Bracket, Access Cover		2
8	122119	Bracket, Fuel Tank Support		2
9	F05007-123	Bolt, 3/8-16x1 1/4 FT HH Gr5		12
10	F05010-69	Nut, 1/4-20 Nylock		8
11	130305	Weldment, Fender RH		1
12	F05007-78	Bolt, 3/8-16x1 1/2 HH Gr5		4
13	028100	Clamp, 5/8 EMT Coated		2
14	130321	Weldment, Fender LH		1
15	F05010-222	Nut, 3/8-16 Flanged Hex Nylock		20
16	F05007-246	Bolt, 3/8-16x3/4 GR5 FHCS Serrated		4

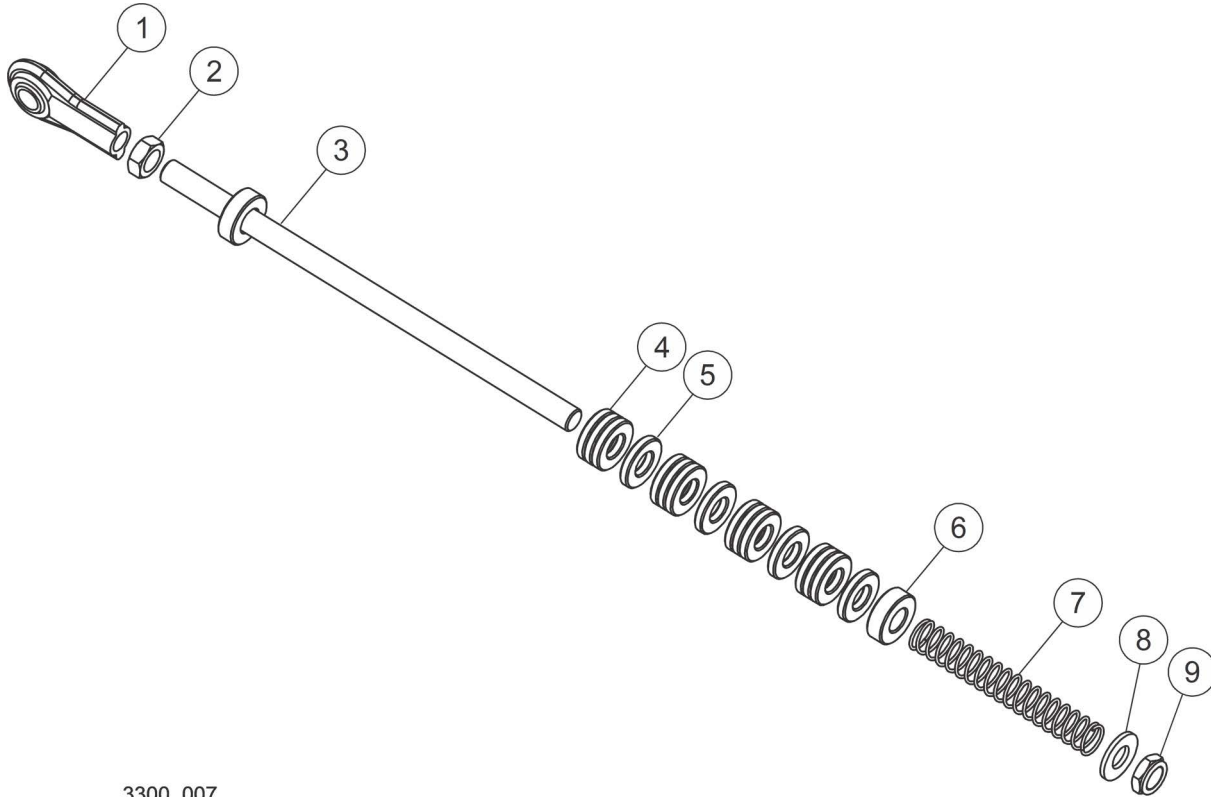
### 2.3 Deck Lift Collar



TDWZ1-29C

REF	PART #	DESCRIPTION	COMMENTS	QTY.
	122168	Assembly, Deck Lift Collar		1
1	F05007-131	Bolt, 3/8-16x1 1/4 Whiz Lock		2
2	124122	Weldment, Deck Pivot Pin		1
3	F05007-131	Bolt, 3/8-16x1 1/4 Whiz Lock		1
4	059992	Pin Weldment, 100zt Deck Pull		1
5	P107	Fitting, 1/4-28 Straight Grease	Use with 128305 Cap, Grease	2
6	059912	Pivot Weldment, 100zt Deck Raise		1
7	019650	Spacer, 1/4 Thk Deck Height		1
8	059991	Rod Assembly, 100zt Foot Pedal Lift		1
9	F05010-223	Nut, 1/2-13 Nyl Hex Lock		1
10	F05010-222	Nut, 3/8-16 Flanged Hex Nylock		4
11	P109	Bushing, 1 ID x 1-1/4 OD x 1-1/4 Flanged		2
12	124123	Plate, Pivot Rod		2
13	F05007-272	Bolt, 3/8-16x1 1/2 FT HH Flange Gr5		2

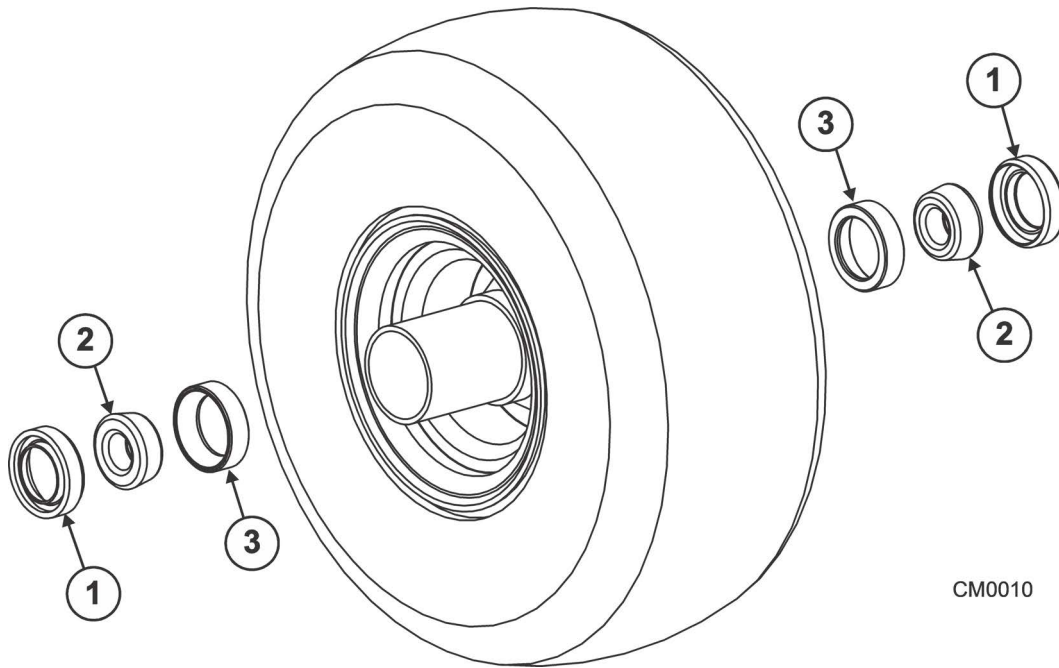
**2.4 Collar Lift Rod**



3300\_007

REF	PART #	DESCRIPTION	COMMENTS	QTY.
	059991	Rod Assembly, 100zt Foot Pedal Lift		1
1	019348	Rod End, 1/2-20 Female		1
2	F05010-16	Nut, 1/2-20 Hex Jam		1
3	059990	Rod Weldment, Foot Pedal Lift		1
4	029109	Spacer, 3/16" Thk Deck Height		12
5	029109-1	Spacer, 3/16" Thk Knurled		4
6	019535	Spacer, 3/8" Deck Lift 425 Yzc		1
7	062023	Spring, 4.50" x .69" OD x 3.9 lbs/in		1
8	F05011-2	Washer, 1/2" SAE Flat		1
9	F05010-79	Nut, 1/2-20 Jam Nyl Lock		1

## 2.5 Wheel Assembly, Front

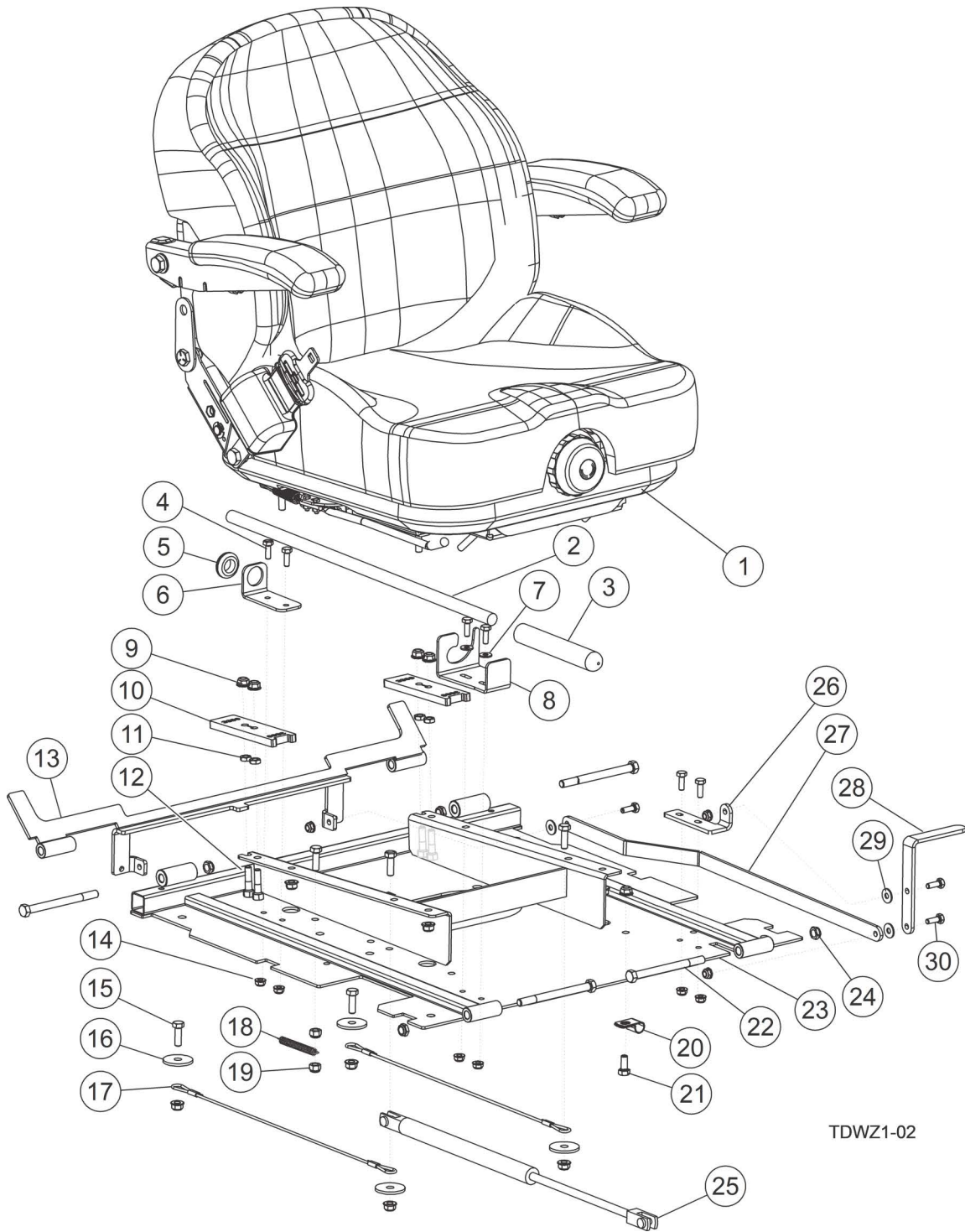


CM0010

REF	PART #	DESCRIPTION	COMMENTS	QTY.
	073098	Wheel Assembly, 13" x 6.5" x 6" Semi Solid		2
1	P293	Seal, TRB, 3/4" ID		2
2	P292	Bearing, Tapered Roller, 3/4" ID		2
3	P402	Bearing Race Insert, 3/4" TRB		2

NOTE: The tire and hub are not sold separately and they are included in Wheel Assembly (073098).

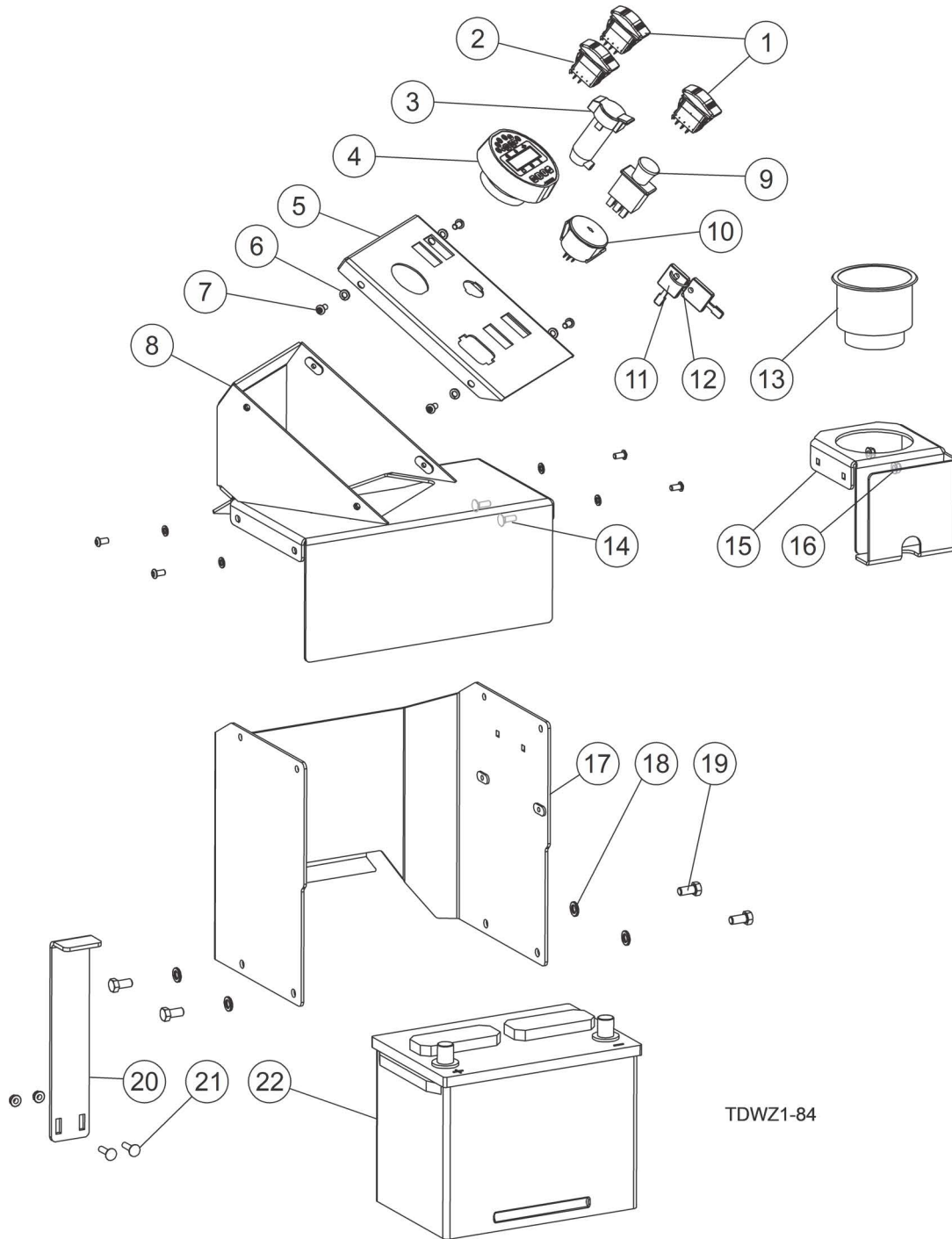
## 2.6 Seat Assembly



TDWZ1-02

REF	PART #	DESCRIPTION	COMMENTS	QTY.
	122190	Assembly, Suspension Seat		1
1	122189	Seat, Suspension, NO Switch		1
	062003	Handle Assembly, 100zt Deck Lift		1
2	062002	Handle, Deck Lift Rod		1
3	048644	Handle, Foam .625x6x3/16 Wall		1
4	F05005-129	Bolt, 1/4-20x3/4 HH		4
5	015460	Grommet, 11/16x1x1 5/16 Rubber		1
6	041193	Bracket, Deck Bar Holder		1
7	F05011-11	Washer, 1/4 SAE Flat		2
8	041192	Clip, Handle Deck		1
9	F05010-221	Nut, 5/16-18 Flanged Hex Nylock		13
10	061973	Stop, Seat Slide		2
11	F05010-173	Nut, 5/16-18 Hex Jam		4
12	F05009-62	Bolt, 5/16-18x1 1/4 HH		4
13	105827	Pivot Weldment, Seat Latch		1
14	F05010-220	Nut, 1/4-20 Flanged Hex Nylock		9
15	F05006-27	Bolt, 5/16-18x1 Gr5 HH		5
16	F05011-104	Washer, 3/8x1-1/2x1/8 Thk Hardened->		4
17	045988	Cable, Seat Lanyard		2
18	014818	Spring, Extension 3/8x3		1
19	F05010-58	Nut, 5/16-18 Nylok Hex		2
20	028100	Clamp, 5/8 EMT Coated		1
21	F05006-102	Bolt, 5/16-18x3/4 HH Gr5 Zinc		1
22	F05007-244	Bolt, 3/8-16x4 1/2 HH 316 SS		4
23	122198	Weldment, Seat Pan		1
24	F05010-234	Nut, 3/8-16 Hex Half Nyloc 316 SS		4
25	064458	Shock, Seat Gas		1
26	105580	Plate, Seat Latch Mount		1
27	105829	Link, Seat Latch		1
28	105581	Plate, Seat Latch Handle		1
29	F05011-143	Washer, 1/4ID x 3/4OD x .06 Thick Nylon		3
30	F05005-123	Bolt, 1/4-20x3/4 HH Gr5		5

## 2.7 Control and Battery Assembly

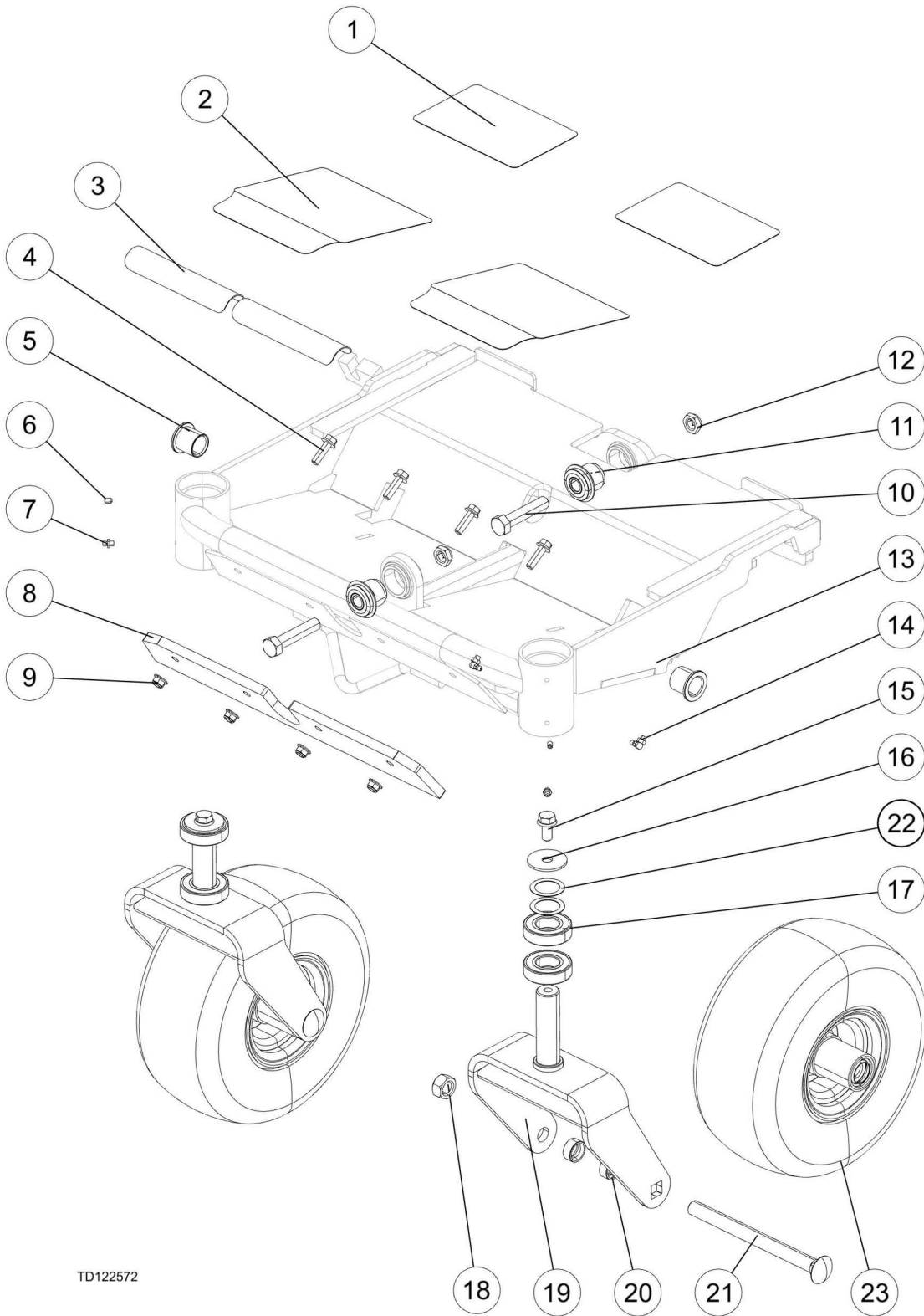


TDWZ1-84



REF	PART #	DESCRIPTION	COMMENTS	QTY.
	122065	Assembly, Operator Control		1
1	122117	Switch, Rocker, DPDT, (ON)-OFF-(ON)		2
2	122116	Switch, Rocker, SPST, ON-OFF		1
3	106076	Module, USB Charger		1
4	122128	Display, Engine Controller		1
5	122063	Bracket, Control Panel		1
6	F05011-14	Washer, 1/4 Split Lock		8
7	F05005-112	Screw, 1/4-20x1/2 BHSC SS		8
8	122066	Weldment, Control Panel		1
9	044588	Switch, Blade Start/Stop		1
10	046122	Switch, Ignition Key		1
11	045693	Key, Ignition For 046122		2
12	P111	Ring, Kick-out, 1in		1
13	P611	Holder, Jumbo Cup Black		1
14	F05005-113	Bolt, 1/4-20x3/4 Carriage		2
15	122131	Bracket, Cupholder		1
16	F05010-220	Nut, 1/4-20 Flanged Hex Nylock		4
17	122526	Weldment, Battery Box		1
18	F05011-4	Washer, 3/8 Split Lock		4
19	F05007-118	Bolt, 3/8-16x3/4 HH Gr5		4
20	122149	Bracket, Battery Clamp		1
21	F05005-34	Bolt, 1/4-20x1 Carriage		2
22	106065	Battery, Group 24 w/ Handle		1

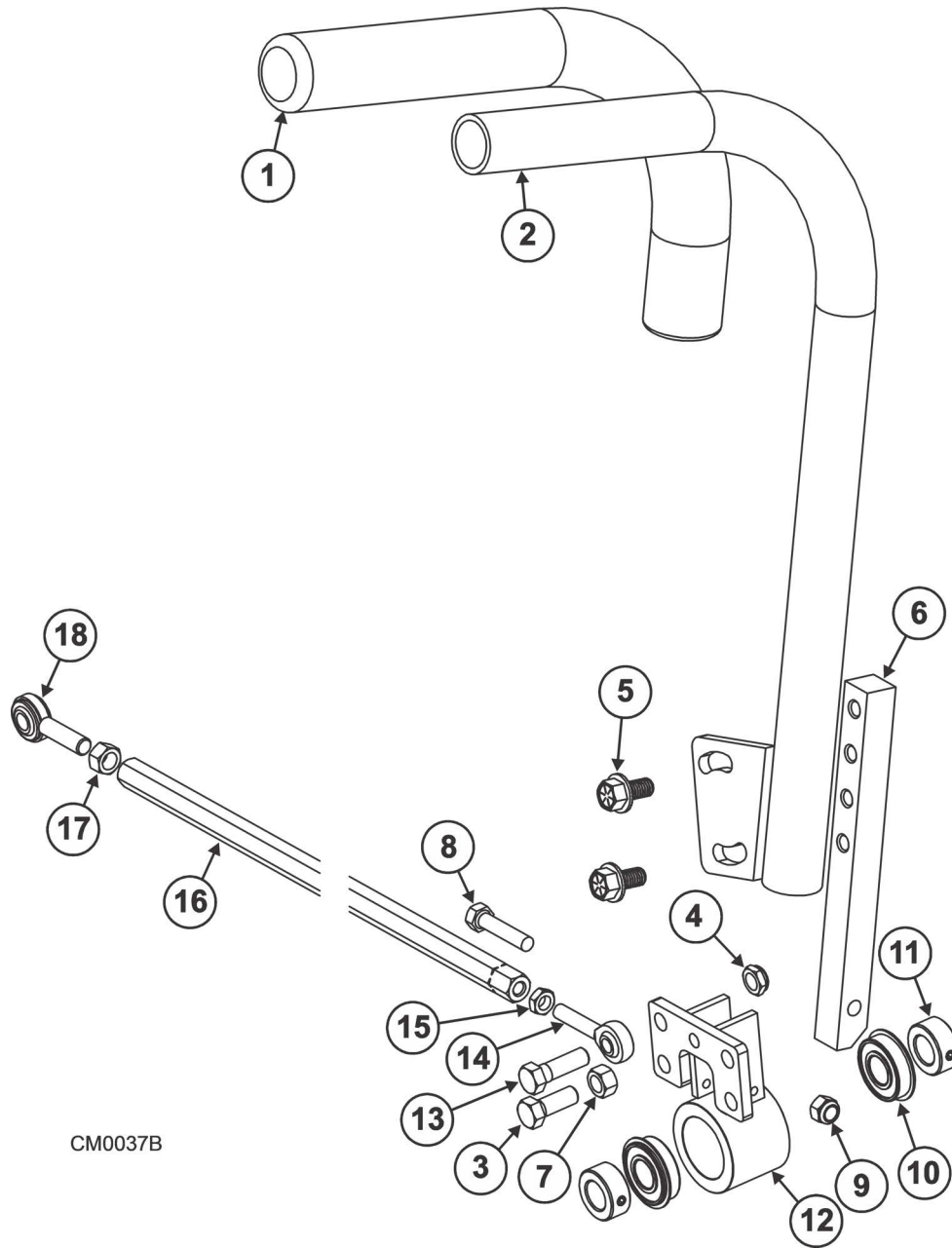
### 2.8 Axle Assembly



TD122572

REF	PART #	DESCRIPTION	COMMENTS	QTY.
	122572	Axle Assembly, Pivoting		1
<b>1</b>	062007	Sure Grip, 100zt Top Footpan		2
<b>2</b>	062005	Sure Grip, 100zt Footpan		2
<b>3</b>	055841	Sure Grip, 1 1/2 Bar		2
<b>4</b>	F05007-131	Bolt, 3/8-16x1 1/4 Whiz Lock		4
<b>5</b>	P109	Bushing, 1 IDx1-1/4 ODx1-1/4 FI		2
<b>6</b>	063202	Orifice, 1/4-28 x .040ID x 3/8		2
<b>7</b>	P107	FITTING, 1/4-28 STRAIGHT GREASE		2
<b>8</b>	122575	Plate, Axle Gusset/Cover		1
<b>9</b>	F05010-222	Nut, 3/8-16 Flanged Hex Nylock		4
<b>10</b>	F05009-37	BOLT, 5/8-11 X 3 HHB GR5 ZINC		2
<b>11</b>	049870	Bushing, Urethane Pivot		1
<b>12</b>	F05010-185	Nut, 5/8-11 Flexloc		2
<b>13</b>	122346	Wldmnt, Pivot Footpan		1
<b>14</b>	P04108	Fitting, Grease 90 Deg. 1/4-28		2
	073232	Wheel Yoke Assembly, 13 in ZT Front		2
<b>15</b>	F05008-205	Bolt, 1/2-13x1 FHCS Serrated Gr5		2
<b>16</b>	018751	Washer, Motor Mount		2
<b>17</b>	P11035	Bearing, 6206-2NSE		4
<b>18</b>	F05010-177	Nut, 3/4-10 Stover Swaged		2
<b>19</b>	073233	Yoke Wldmt, ZT Front Wheel		1
<b>20</b>	042898	Spacer, 3/4 Axle Bolt		4
<b>21</b>	F05009-132	Bolt, 3/4-10 x 9 Gr5 Carriage, Zinc		2
<b>22</b>	F05011-133	Washer, 1-1/4 ID .03 SS Shim		2
<b>23</b>	073098	Wheel Assy, 13x6.50x6 Semi-Solid	<a href="#">(See Section Wheel Assembly Front)</a>	1

### 2.9 Control Lever Assembly

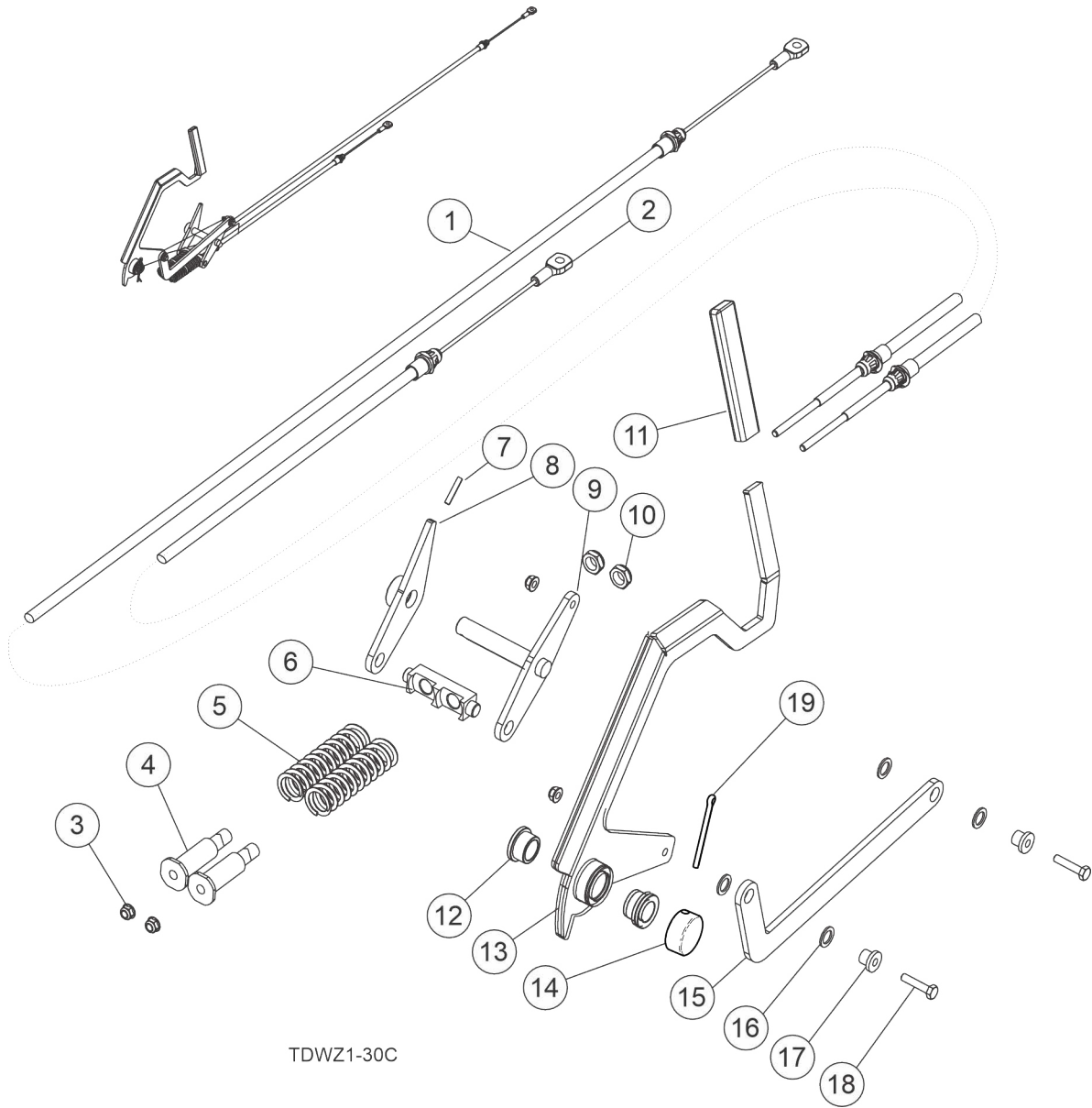


CM0037B

REF	PART #	DESCRIPTION	COMMENTS	QTY.
	073220	Arm Assembly, ZT Left Control Handle	Left Side	1
	073222	Arm Assembly, ZT Right Control Handle	Right Side	1
<b>1</b>	073224	Grip, Handle Comfort		1
<b>2</b>	073221	Arm Weldment, ZT Left Control	Left Side	1
	073223	Arm Weldment, ZT Right Control	Right Side	1
<b>3</b>	F05007-87	Bolt, 3/8-16 x 1" Hex Head Grade 5		1
<b>4</b>	F05010-124	Nut, 3/8-16 Half Nyloc		1
<b>5</b>	F05007-246	Bolt, 3/8-16x3/4 GR5 FHCS Serrated		2
<b>6</b>	048393	Mount, Extended Drive Handle		1
<b>7</b>	F05010-1	Nut, 3/8-16 Jam		1
<b>8</b>	F05008-96	Bolt, 5/16-18 x 1 1/2" Hex Head Grade 5		1
<b>9</b>	F05010-58	Nut, 5/16-18 Nyloc Hex		1
<b>10</b>	014834	Bearing, w/Snap Ring 5/8ID		2
<b>11</b>	P05035	Collar, 5/8" ID Lock		2
<b>12</b>	043952	Arm Pivot Weldment, Right Control		1
<b>13</b>	F05007-123	Bolt, 3/8-16 x 1 1/4" Hex Head Grade 5		1
	062059	Turnbuckle Assembly, 3600 Hydro Link		
<b>14</b>	014815	Rod End, 5/16-24 Male LH		1
<b>15</b>	F05010-119	Nut, 5/16-24 Jam LH		1
<b>16</b>	062058	Rod, 3600 Hydro Control Link		1
<b>17</b>	F05010-123	Nut, 3/8-24 Free		1
<b>18</b>	018739	ROD END, 3/8-24 RIGHT HAND		1

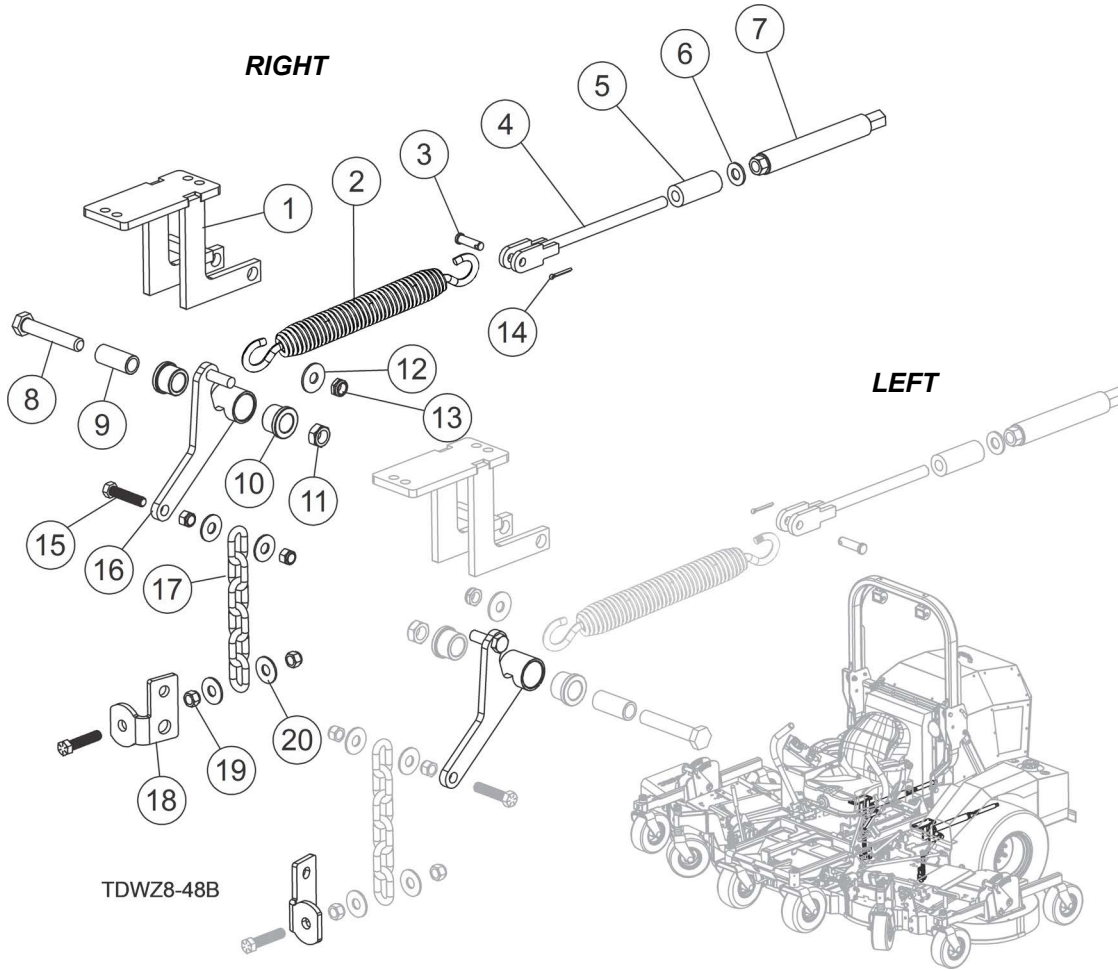
NOTE: Right and Left Control Lever Handle Assemblies are mirror images of each other with the exception of the Control Lever Weldment (ref item 2).

### 2.10 Parking Brake Assembly



REF	PART #	DESCRIPTION	COMMENTS	QTY.
	122227	Assembly, Brake Handle		1
<b>1</b>	122245	Assembly, Long Pull Cable		1
	130079	Spring, Brake Cable Compression	Service part	1
<b>2</b>	122244	Assembly, Short Pull Cable		1
	130079	Spring, Brake Cable Compression	Service part	1
<b>3</b>	F05010-220	Nut, 1/4-20 Flanged Hex Nylock		4
<b>4</b>	130881	Square, Brake Limit Stop		2
<b>5</b>	122228	Spring, 1-1/8x4.00x.156 Compression		2
<b>6</b>	122238	Block, Pivot		1
<b>7</b>	F05012-11	Pin, 3/16x1 Roll		1
<b>8</b>	122237	Weldment, Switch Pivot Arm		1
<b>9</b>	122235	Weldment, Brake Pivot Arm		1
<b>10</b>	F05010-79	Nut, 1/2-20 Jam Nyl Lock		2
<b>11</b>	059530	Grip, 1/4x3/4x4-3/4 Rectangular		1
<b>12</b>	p786	Bushing, 3/4 ID x 1 OD x 5/8 Lng Flanged		2
<b>13</b>	122231	Weldment, Brake Lever		1
<b>14</b>	133616	Round, WZ Brake Pin Cap		1
<b>15</b>	122233	Plate, Brake Link		1
<b>16</b>	P05251-1	Washer, 1/2x3/4x1/16 Nylon		4
<b>17</b>	122224	Bushing, 9/32x1/2x13/32 Flanged		2
<b>18</b>	F05005-116	Bolt, 1/4-20x1 1/4 HH Gr5		2
<b>19</b>	F05012-49	Pin, 1/8x1 1/2 Cotter		1

### 2.11 Rear Lift Assemblies



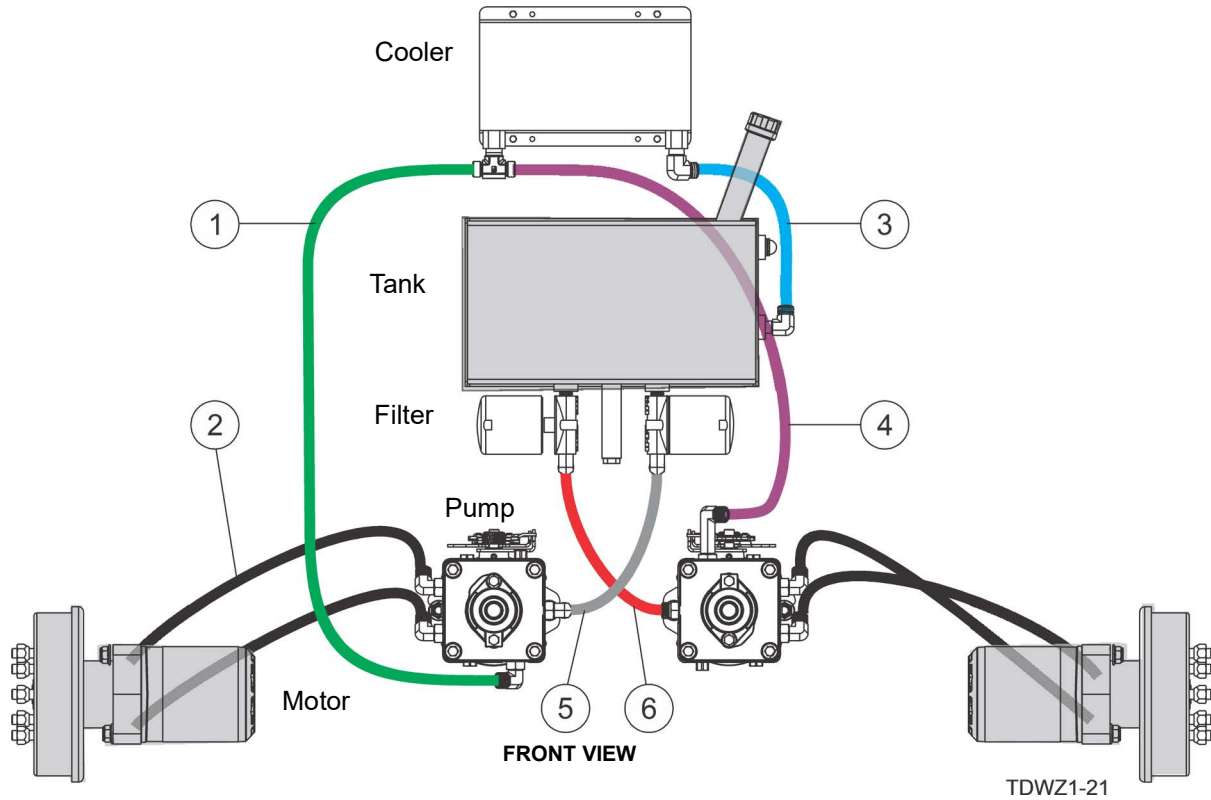
**LEFT AND RIGHT ASSEMBLIES ARE MIRROR IMAGES OF EACH OTHER**



REF	PART #	DESCRIPTION	COMMENTS	QTY.
	130323	Assembly, Left Rear Lift	Ensure you order right or left orientation	1
	130324	Assembly, Right Rear Lift		1
<b>1</b>	122246	Weldment, Spring/Chain Mnt		1
<b>2</b>	124959	Spring, 1-5/8x13-7/8x.244 Swivel Hk Ext		1
<b>3</b>	P110	Pin, 3/8x1 5/16 Clevis, Yzn		1
<b>4</b>	026412	Rod Weldment, E-Brake Tensioner		1
<b>5</b>	124373	Tube, Tension Adjust		1
<b>6</b>	F05011-101	Washer, 1/2 SAE Flat Gr5-8		1
<b>7</b>	067348	Tube Weldment, Tension Adjust		1
<b>8</b>	F05009-93	Bolt, 5/8-11x3 1/2 HH Gr5		1
<b>9</b>	067346	Sleeve, 7/8 ODX2.00 Lg Bushing		1
<b>10</b>	062115	Bushing, .875 Bearing		2
<b>11</b>	F05010-96	Nut, 5/8-11 Jam Nyl Lock		1
<b>12</b>	F05011-68	Washer, 1/2 Standard Flat Zn		1
<b>13</b>	F05010-127	Nut, 1/2-13 Half Nyloc		1
<b>14</b>	F05012-1	Pin, 1/8x1 Cotter		1
<b>15</b>	F05007-267	Bolt, 7/16-14x2 HH FT GR8 YZC		2
<b>16</b>	067344	Pivot Weldment, Right Lift Assist	Ensure you order right or left orientation	1
<b>17</b>	067351	Pivot Weldment, Left Lift Assist		1
<b>18</b>	067325	Chain, 5/16 x 5 Links	Beginning serial #71260721	
	067347	Chain, 5/16 x 6 Links		1
<b>19</b>	124798	Bracket, Deck Chain LT	Beginning serial #71260721 Ensure you order right or left orientation	1
	124796	Bracket, Deck Chain RT		1
	072876	Plate, Deck Spring Mount LT		1
	072877	Plate, Deck Spring Mount RT		1
<b>20</b>	F05010-135	Nut, 7/16-14 Nylock		4
<b>21</b>	F05011-35	Washer, 7/16 Standard Flat		4

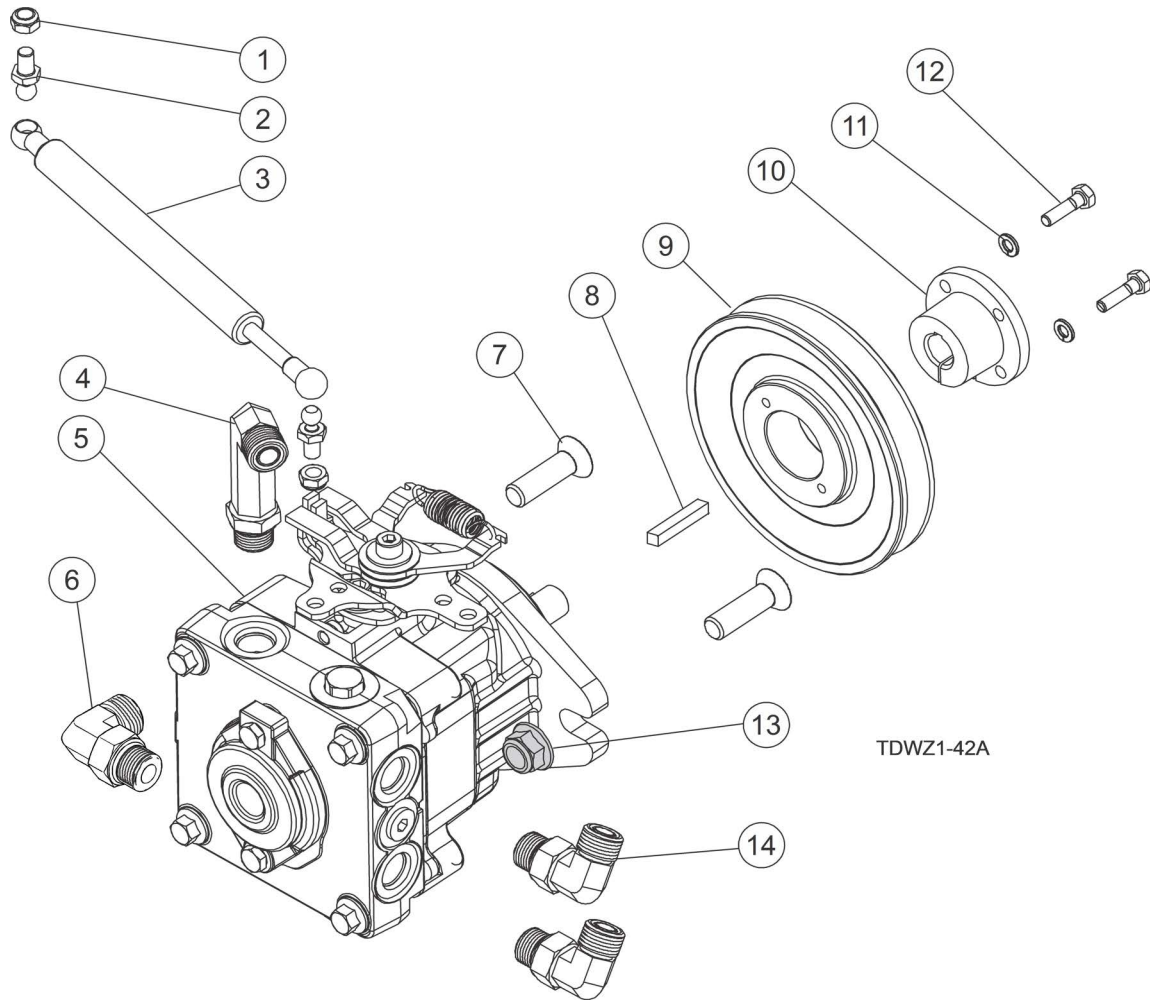
## SECTION 3 HYDRAULIC SYSTEM

### 3.1 Hydraulic Hoses



REF	PART #	DESCRIPTION	COMMENTS	QTY
1	106133	Hose Assembly, 1/2LPx20-1/2In ORFS 8 45-45	<i>Color coded for illustration only</i>	1
2	105986	Hose Assembly, 1/2HPx32in ORFS 8 ST		4
3	106129	Hose Assembly, 1/2LPx10-1/2In ORFS 8 ST-ST		1
4	106131	Hose Assembly, 1/2LPx24In ORFS 8 ST-45		1
5	106135	Hose Assembly, 1/2LPx14-3/8In ORFS 8 ST-45		1
6	106137	Hose Assembly, 1/2LPx7-1/2In ORFS 8 ST-ST		1

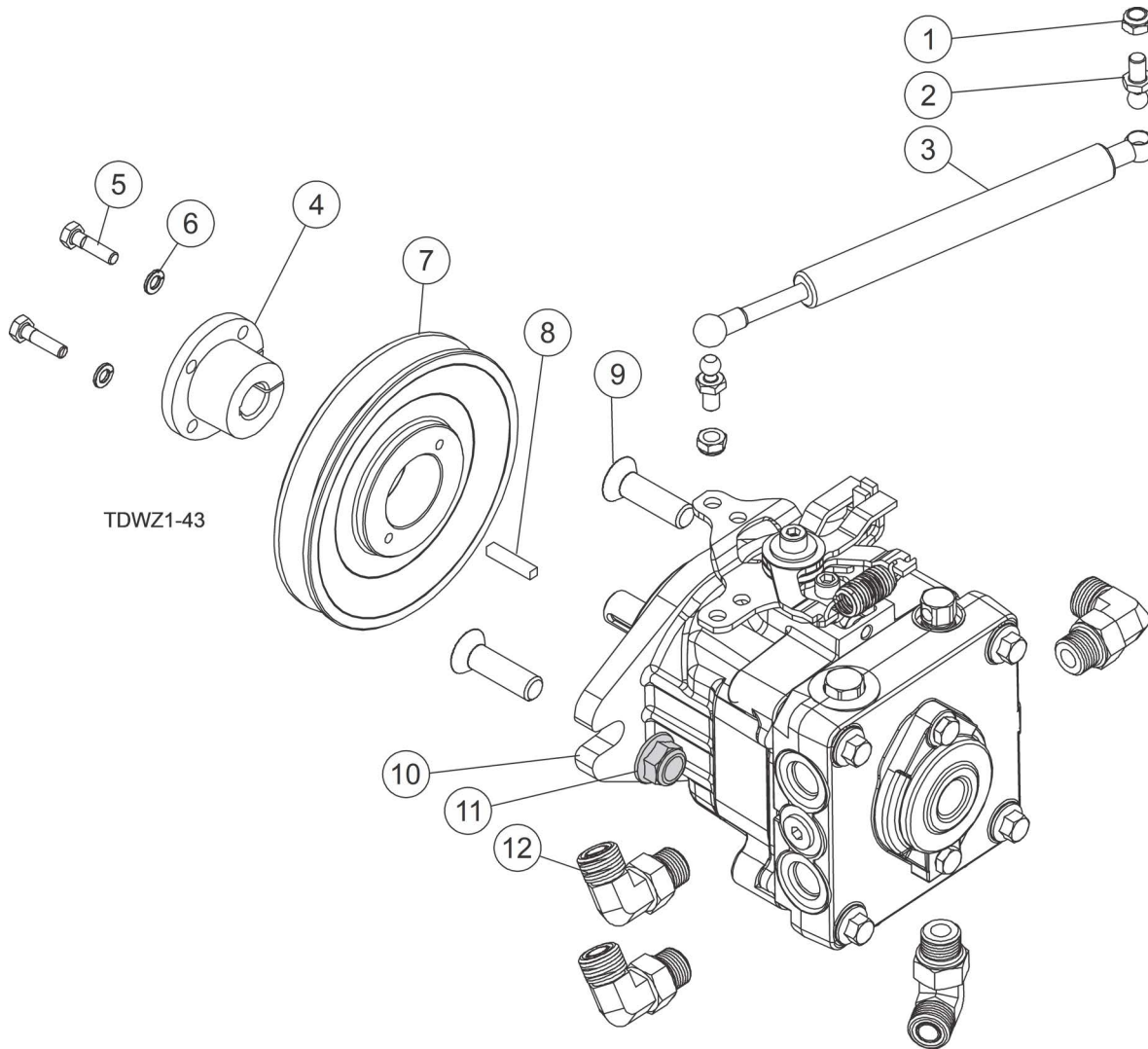
### 3.2 Left Pump Assembly



TDWZ1-42A

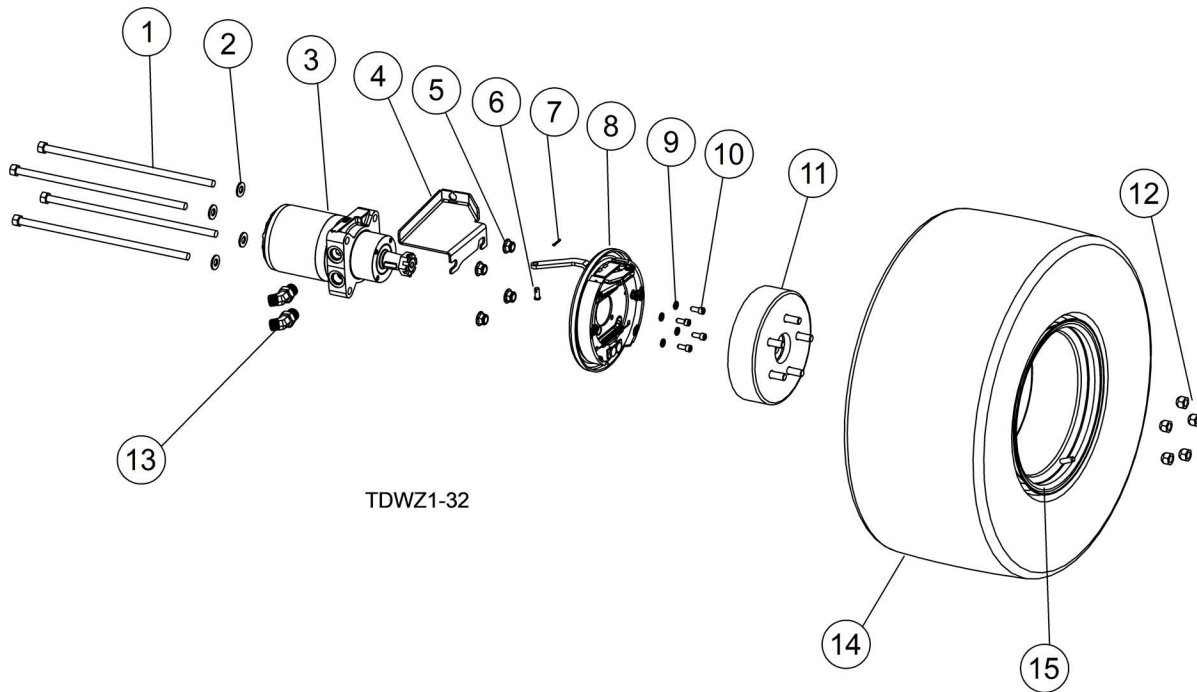
REF	PART #	DESCRIPTION	COMMENTS	QTY.
1	F05010-121	Nut, 5/16-18 Nylon Locking Jam		2
2	037364	Ball-End, 10mm x 5/16-18 x .41 Stl		2
3	044570	Dampener, Hand Control		1
	105501	Pump Assembly, PW Series Left		1
4	072560	Fitting, 8 ORFS - 8 STOR LL 90		1
5	105991	Pump, PW Series Left Hydro		1
6	071860	Fitting, 8 ORFS - 8 STOR 90		1
	072244	Fitting, 8 ORFS - 8 STOR ST		1
7	F05008-157	Screw, 1/2-13x1-3/4 FHSZ Zn		2
8	018872	Key 5mm SQ x 1 1/8"		1
9	018773	Sheave, BK60 QT		1
10	028228	Bushing, L x 17mm Bore		1
11	F05011-14	Washer, 1/4 Split Lock		2
12	F05005-101	Bolt, 1/4-20 X 1 Hex Head Gr5		2
13	F05010-223	Nut, 1/2-13 Flanged Hex Nylock		2
14	071860	Fitting, 8 ORFS - 8 STOR 90		2
	122080	Belt, A-Section Custom	<a href="#">See Section 4.3 Engine Assembly</a>	1

**3.3 Right Pump Assembly**



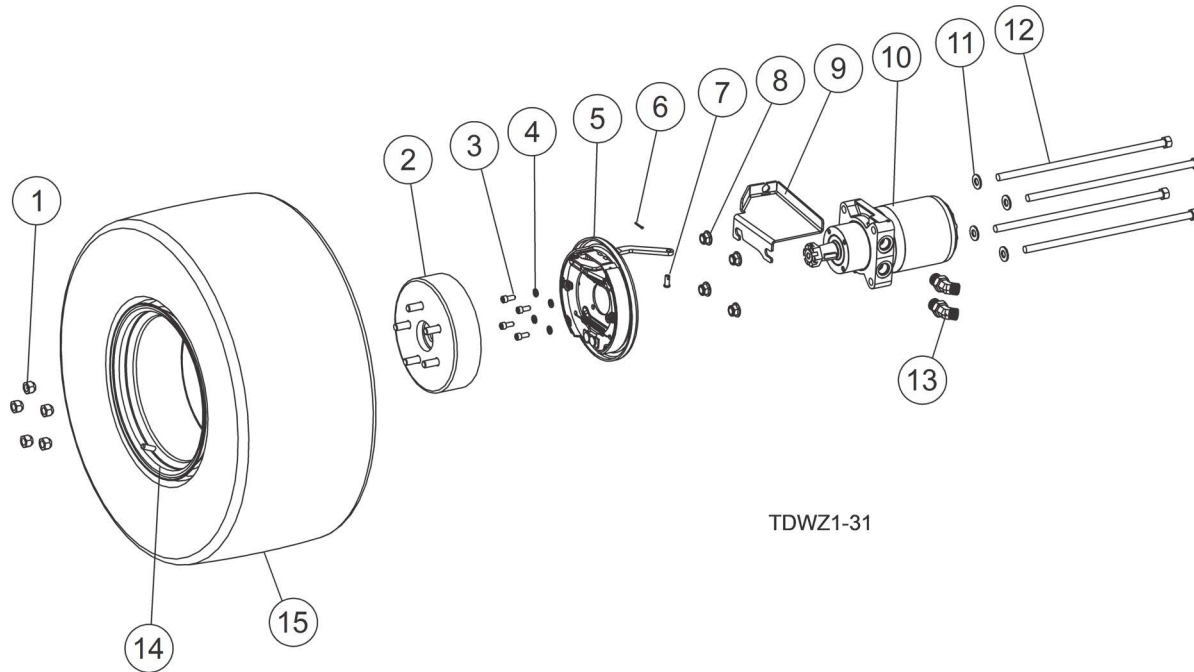
REF	PART #	DESCRIPTION	COMMENTS	QTY.
1	F05010-121	Nut, 5/16-18 Nylon Locking Jam		2
2	037364	Ball-End, 10mm x 5/16-18 x .41 Stl		2
3	044570	Dampener, Hand Control		1
	105502	Pump Assembly, PW Series Right		1
4	028228	Bushing, L x 17mm Bore		1
5	F05005-101	Bolt, 1/4-20 X 1 Hex Head Gr5		2
6	F05011-14	Washer, 1/4 Split Lock		4
7	018773	Sheave, BK60 QT		1
8	018872	Key 5mm SQ x 1 1/8"		1
9	F05008-157	Screw, 1/2-13x1-3/4 FHSZ Zn		2
10	105992	Pump, PW Series Right Hydro		1
11	F05010-223	Nut, 1/2-13 Flanged Hex Nylock		2
12	071860	Fitting, 8 ORFS - 8 STOR 90		4
	122080	Belt, A-Section Custom	<a href="#">See Section 4.3 Engine Assembly</a>	1

### 3.4 Right Motor Assembly



REF	PART #	DESCRIPTION	COMMENTS	QTY.
	122195	<b>ASSEMBLY, WHEEL MOTOR RH</b>		1
1	026446	Rod Weldment, Spring Tensioner		4
2	F05011-101	Washer, 1/2 SAE Flat Gr5-8 (Thru Hard)		4
3	018741	Motor, Hydraulic MB29		1
	028577	Kit, Hyd Motor Seal		1
	133699	Seal, Dirt And Water		1
4	122226	Bracket, Brake Cable, RH Pull		1
5	F05010-223	Nut, 1/2-13 Flanged Hex Nylock		4
6	F05012-169	Pin, 5/16 X 1/2 Usable Lg. Clevis, Zinc		1
7	F05012-1	Pin, 1/8x1 Cotter		1
8	122230	Brake, Mechanical, RH Pull	See Section <a href="#">Brake Assembly</a>	1
9	F05011-13	Washer, 5/16 Split Lock		4
10	F05006-117	Bolt, 5/16-18x3/4 SHC SS	Add thread locking compound	4
11	072477	Drum Assembly, Brake		1
12	P04646	Nut, 1/2-20 Lug		5
13	072561	Fitting, 8 ORFS - 10 STOR 45		2
	122092	Assembly, Wheel, 26-12x12		1
14	059928	Tire, 26-12x12 K505 6 Ply		1
15	122091	Rim, 12x10-1/2 HD Center 4-1/2 BC SYM		1
	130081	Assy, 24-13x12 Softrac Tire/Wheel	<b>Optional</b>	2
	064649	Tire, 24-13x12 Good-Year Softrac II		1
	122091	Rim, 12x10-1/2 HD Center 4-1/2 BC SYM		1

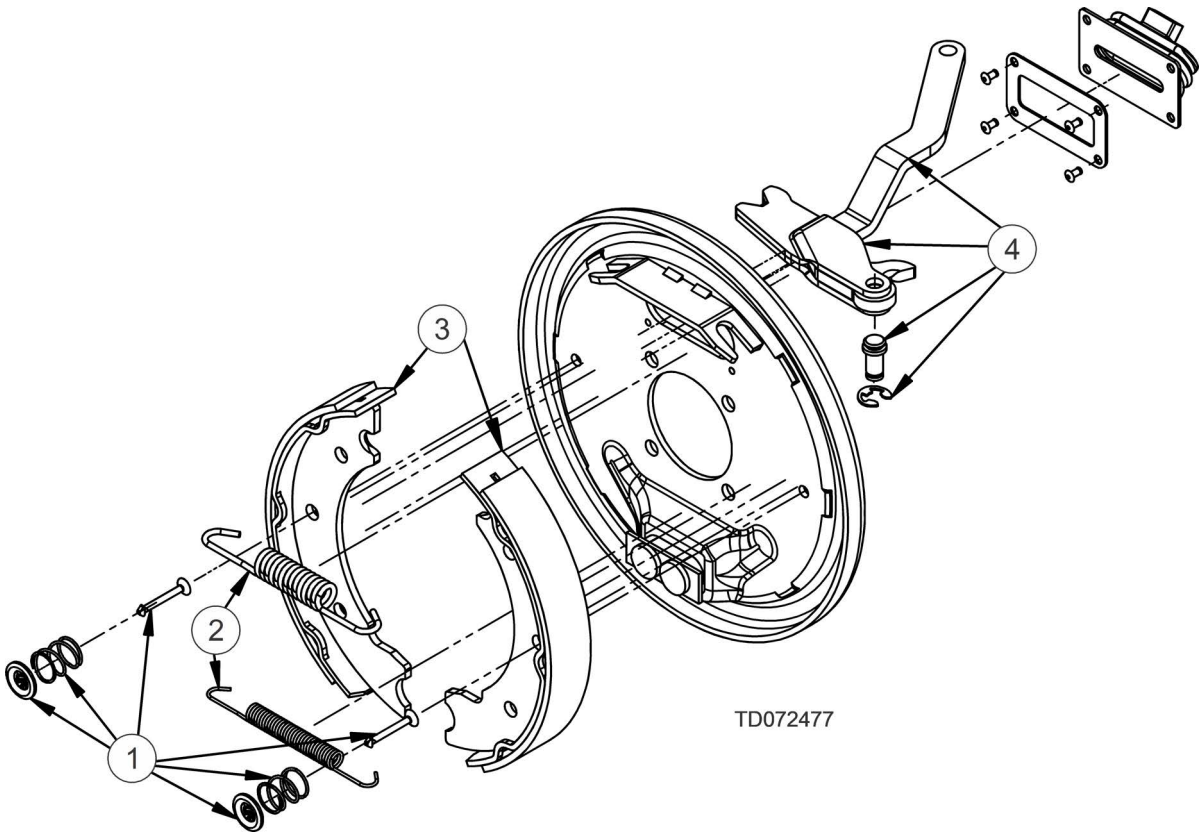
### 3.5 Left Motor Assembly



TDWZ1-31

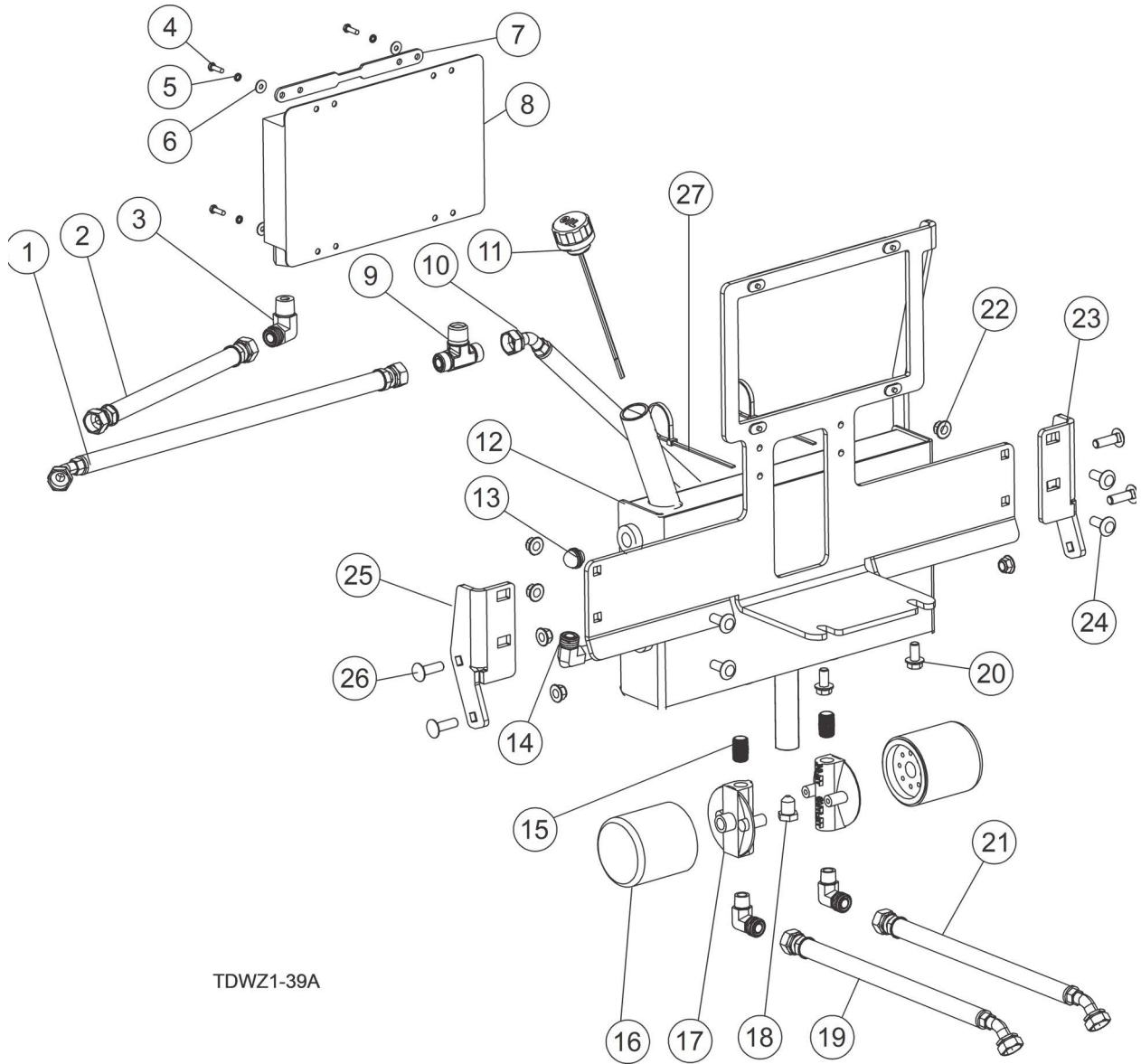
REF	PART #	DESCRIPTION	COMMENTS	QTY.
	122194	Assembly, Wheel Motor LH		1
1	P04646	Nut, 1/2-20 Lug		5
2	072477	Drum Assembly, Brake		1
3	F05006-117	Bolt, 5/16-18x3/4 SHC SS	Add thread locking compound	4
4	F05011-13	Washer, 5/16 Split Lock		4
5	122229	Brake, Mechanical, LH Pull	See Section <a href="#">Brake Assembly</a>	1
6	F05012-1	Pin, 1/8x1 Cotter		1
7	F05012-169	Pin, 5/16 X 1/2 Usable Lg. Clevis, Zinc		1
8	F05010-223	Nut, 1/2-13 Flanged Hex Nylock		4
9	122225	Bracket, Brake Cable, LH Pull		1
10	018741	Motor, Hydraulic MB29		1
	028577	Kit, Hyd Motor Seal		1
	133699	Seal, Dirt And Water		1
11	F05011-101	Washer, 1/2 SAE Flat Gr5-8 (Thru Hard)		4
12	026446	Rod Weldment, Spring Tensioner		4
13	072561	Fitting, 8 ORFS - 10 STOR 45		2
	122092	Assembly, Wheel, 26-12x12		1
14	122091	Rim, 12x10-1/2 HD Center 4-1/2 BC SYM		1
15	059928	Tire, 26-12x12 K505 6 Ply		1
	130081	Assy, 24-13x12 Softrac Tire/Wheel	<b>Optional</b>	2
	064649	Tire, 24-13x12 Good-Year Softrac II		1
	122091	Rim, 12x10-1/2 HD Center 4-1/2 BC SYM		1

### 3.6 Brake Assembly



REF	PART #	DESCRIPTION	COMMENTS	QTY.
	122229	Brake, Mechanical, LH Pull	Used with left wheel	1
	122230	Brake, Mechanical, RH Pull	Used with right wheel	1
1	130021	Stud Kit		1
		Hold Down Spring		2
		Kepper Clip		2
		Stud Keeper		2
2	130020	Spring Kit		1
		Return Spring upper		1
		Return Spring lower		1
3	130019	Brake shoe		2
4	130022	Spread Lever Kit, RH Pull	Used with right wheel	1
	130023	Spread Lever Kit, LH Pull	Used with left wheel	1

### 3.7 Hydraulic Tank and Cooler Assembly

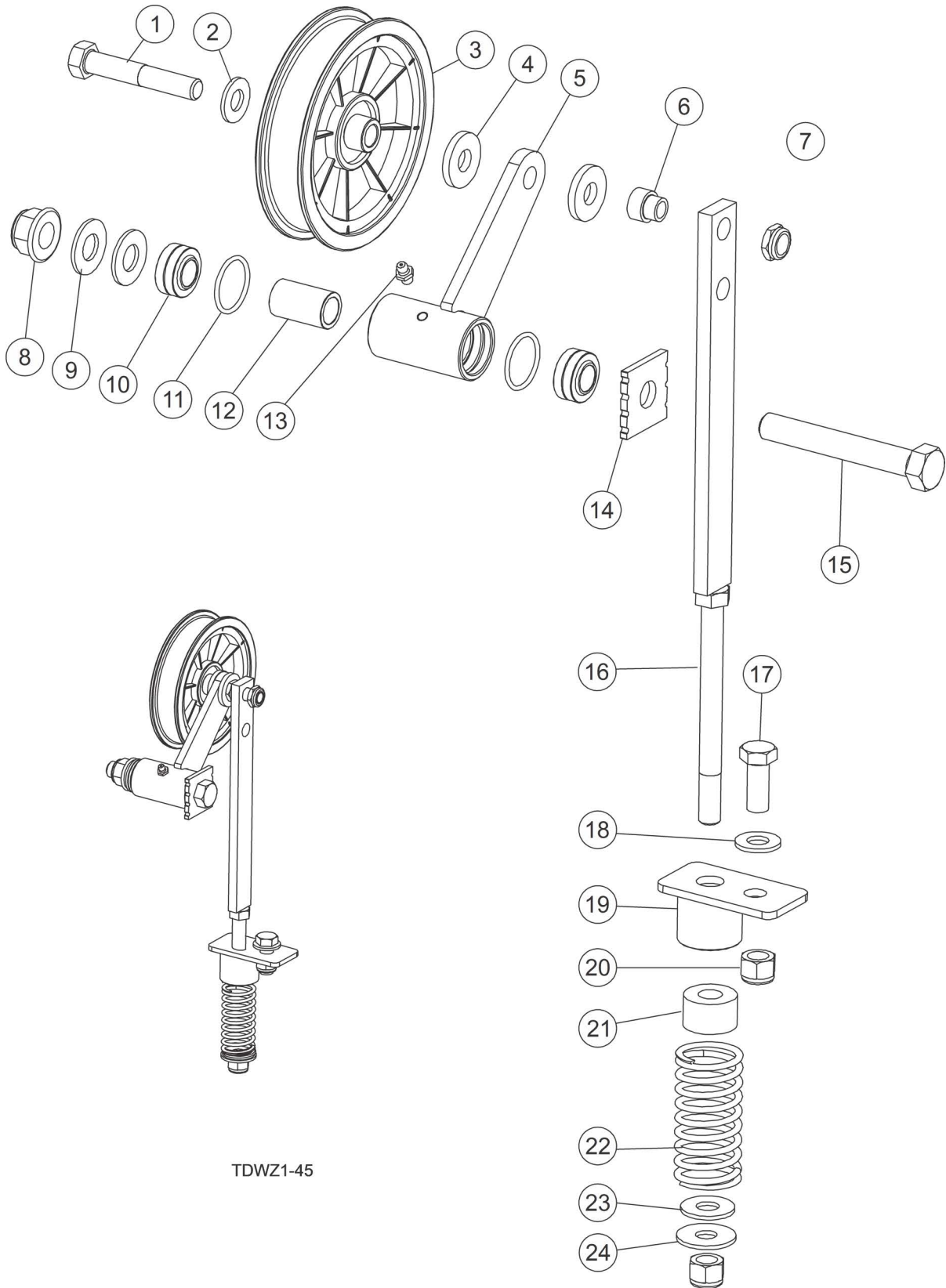


TDWZ1-39A



REF	PART #	DESCRIPTION	COMMENTS	QTY.
	122530	Tank Assembly, Hydraulic		1
1	106131	Hose Assembly, 1/2LPx24In ORFS 8 ST-45		1
2	106129	Hose Assembly, 1/2LPx9-1/2In ORFS 8 ST-ST		1
3	071857	Fitting, 8 ORFS - 8 MPT 90		1
4	F05004-18	Screw, 10-24x5/8 Unsl Indnt HH Machine		4
5	F05011-20	Washer, #10 Split Lock		4
6	F05011-18	Washer, #10 SAE Flat		4
7	130875	Plate, Cooler Clamp		2
8	049222	Cooler, Hyd Fluid		1
9	071858	Fitting, 8 ORFS - 8 MPT BR T		1
10	106133	Hose Assembly, 1/2LPx20-1/2In ORFS 8 45-45		1
11	105290	Cap, Hydraulic Tank w/ Splash Guard - Ma		1
12	105959	Tank Weldment, Hydraulic		1
13	073077	Fitting, 3/8 MPT Plug w/ Sight Glass		1
14	072557	Fitting, 8 ORFS - 6 MPT 90		3
15	105634	Fitting, 6 MPT - 6 MPT ST Close		2
16	P620	Filter Element, Spin On, BE-25-25 Zinga		2
17	P619	Filter Head, 3/8in NPT		2
18	P10367	Plug, 3/8NPT Hex Pipe		1
19	106135	Hose Assembly, 1/2LPx14-3/8In ORFS 8 ST-45		1
20	F05007-246	Bolt, 3/8-16x3/4 GR5 FHCS Serrated		2
21	133304	Hose Assy, 1/2LPx14-3/8In ORFS 8 ST-45		1
22	F05010-222	Nut, 3/8-16 Flanged Hex Nylock		8
23	122539	Bracket, Hdr Tank Support RH		1
24	F05007-165	Bolt, 3/8-16x1 Carriage, Zinc Gr 5		4
25	122540	Bracket, Hdr Tank Support LH		1
26	F05007-127	Bolt, 3/8-16x1 1/4 Carriage Gr5		4
27	F05089-3	Tie Wrap, 3/16 x 6 UV Blk		2

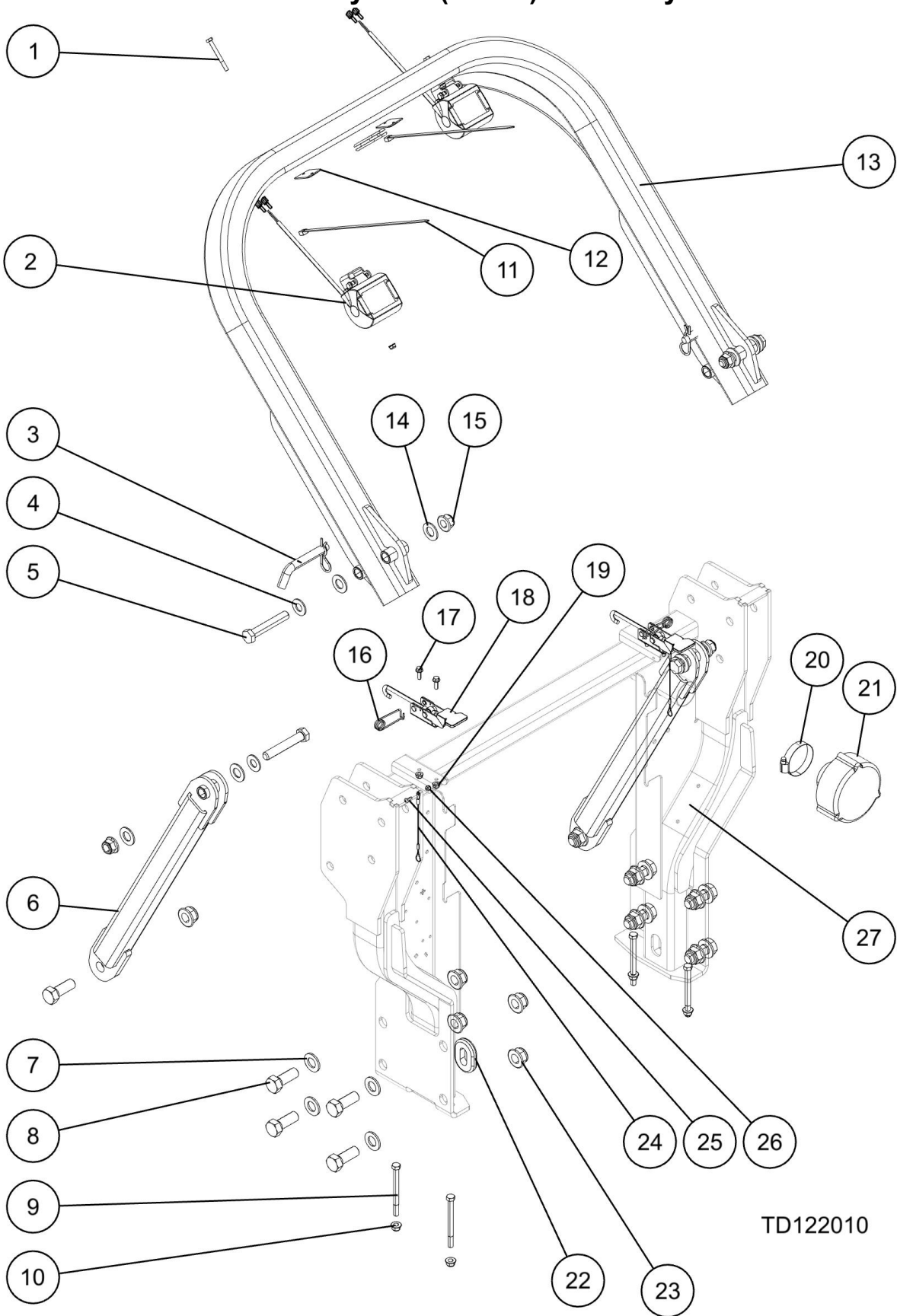
**3.8 Hydraulic Drive Idler Assembly**



TDWZ1-45

REF	PART #	DESCRIPTION	COMMENTS	QTY.
	122329	Assembly, Hydro Idler		1
1	F05008-134	Bolt, 1/2-13 x 3-1/4" Hex Head Grade 5		1
2	F05011-2	Washer, 1/2" SAE Flat		1
3	040382	Pulley, 5" OD Flat Idler		1
4	111359	Washer, Bearing Retaining		2
5	106966	Idler Weldmnt, Hydro		1
6	122298	Bushing, Hydro Tensioner		1
7	F05010-127	Nut, 1/2-13 Half Nylon Lock		1
8	05010-224	Nut, 5/8-11 Flanged Hex Nylock		1
9	F05011-5	Washer, 5/8 SAE Flat		1
10	071931	Bearing, 5/8 ID Spherical		2
11	111346	O-Ring, 1-3/8 ODx1-3/16 IDx3/32 Dia		2
12	106968	Spacer, Bearing		1
13	P107	Fitting, 1/4-28 Straight Grease	Use with 128305 Cap, Grease	1
14	111313	Key Plate, Hydro Idler		1
15	F05009-146	Bolt, 5/8-11x4-1/4 Gr5 HH		1
16	122328	Idler Adjust Weldmnt		1
17	F05008-37	Bolt, 1/2-13x1 1/4 Hex Head GR5 Zinc		1
18	F05011-2	Washer, 1/2" SAE Flat		1
19	059007	Stabilizer Weldmnt, Idler Pullbar		1
20	F05010-8	Nut, 1/2-13 Nyl Hex Lock		2
21	063260	Bushing, Urethane Spring 3/4"		1
22	056559	Spring, Compression 1-1/8 OD x .908 ID		1
23	055442	Washer, Delrin 1/2 In		1
24	F05011-68	Washer, 1/2 Standard Flat		1
	122080	Belt, A-Section Custom		1

3.9 Roll Over Protection System (ROPS) Assembly

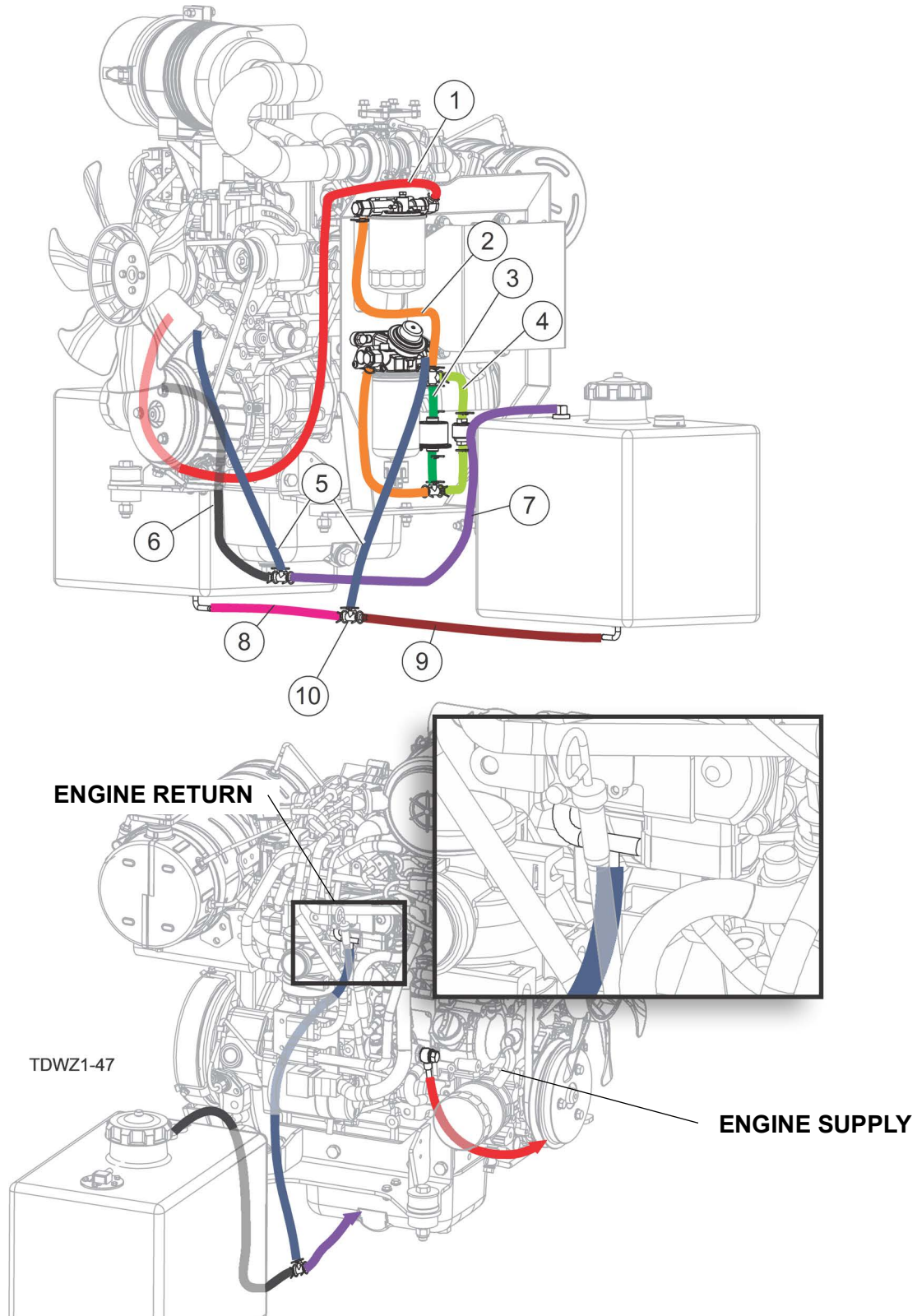


TD122010

REF	PART #	DESCRIPTION	COMMENTS	QTY.
	122010	Assembly, ROPS		1
1	F05005-126	Bolt, 1/4-20x2 1/2 HH Gr5		2
2	105178	Assembly, LED 18W Spot Light		2
3	X200-987	Pin, Bent Pull, 5/8x3 w/Hairpin, Zinc		2
4	F05011-5	Washer, 5/8 SAE Flat		4
5	F05009-118	Bolt, 5/8-11x3 3/4 Gr5		4
6	122278	Weldment, Support Bar		2
7	F05011-62	Washer, 3/4 SAE Flat		8
8	F05013-71	Bolt, 3/4-10x2 HH Gr5		10
9	F05007-262	Bolt, 3/8-16x4 1/4 HH Gr8, YZC		4
10	F05010-222	Nut, 3/8-16 Flanged Hex Nylock		4
11	F05089-5	Wire Tie, 14 In. Black		2
12	F05089-14	Anchor, Tie Wrap (Black)		2
13	122083	Weldment, Top ROPS		1
14	025250	Washer, Nylon 3/4 ID		8
15	F05010-224	Nut, 5/8-11 Flanged Hex Nylock		4
16	132318	Cotter Pin, Wire Snap		2
17	F05005-212	Bolt, 1/4-20x3/4 GR5 FHCS Serrated		4
18	132315	Latch		2
19	F05010-220	Nut, 1/4-20 Flanged Hex Nylock		6
20	P09895	Clamp, Worm, 2 1/2		1
21	028509	Filter, Engine Pre Cleaner		1
22	085613	Grommet, Rubber, 1 x 1 3/4 Oval		2
23	F05010-225	Nut, 3/4-10 Flanged Hex Nylock		10
24	016030	Lanyard, 3/64x6		2
25	F05004-52	Screw, 8-32x1/2 Phillips PH Machine		2
26	F05010-169	Nut, #8-32 Hex Nylock		2
27	132436	Weldment, Lower ROPS		1

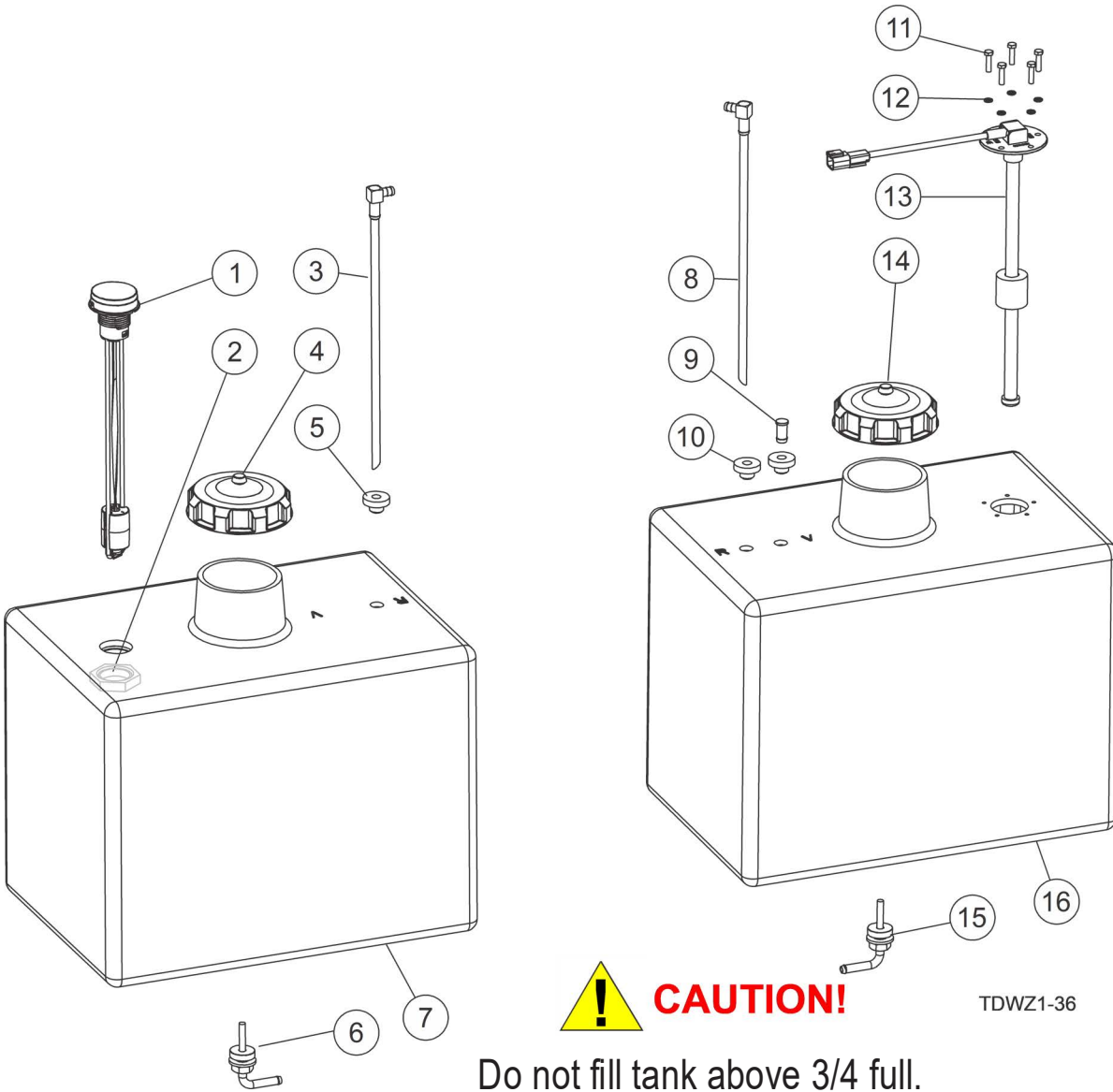
## SECTION 4 ENGINE & ELECTRICAL SYSTEM

### 4.1 Fuel System



REF	PART #	DESCRIPTION	COMMENTS	QTY.
1	122165	Hose, Fuel, 5/16x48	Red	1
2	122095	Hose, Fuel, 5/16x12-1/2	Orange	2
3	122096	Hose, Fuel, 5/16x2	Dark Green	2
4	122097	Hose, Fuel, 5/16x5	Light Green	2
5	130058	Hose, Fuel, 5/16x24	Dark Blue	2
6	130057	Hose, Fuel, 5/16x14	Gray	1
7	130059	Hose, Fuel, 5/16x28	Purple	1
8	122099	Hose, Fuel, 5/16x37	Fushia	1
9	122098	Hose, Fuel, 5/16x8-1/2	Maroon	1
10	122088	Fitting, 5/16" Barb Hose Tee		4
	072506	Fuel Hose Clamp, 5/16 Spring	2 per hose	26

### 4.2 Fuel Tank Assemblies



**!** **CAUTION!**

TDWZ1-36

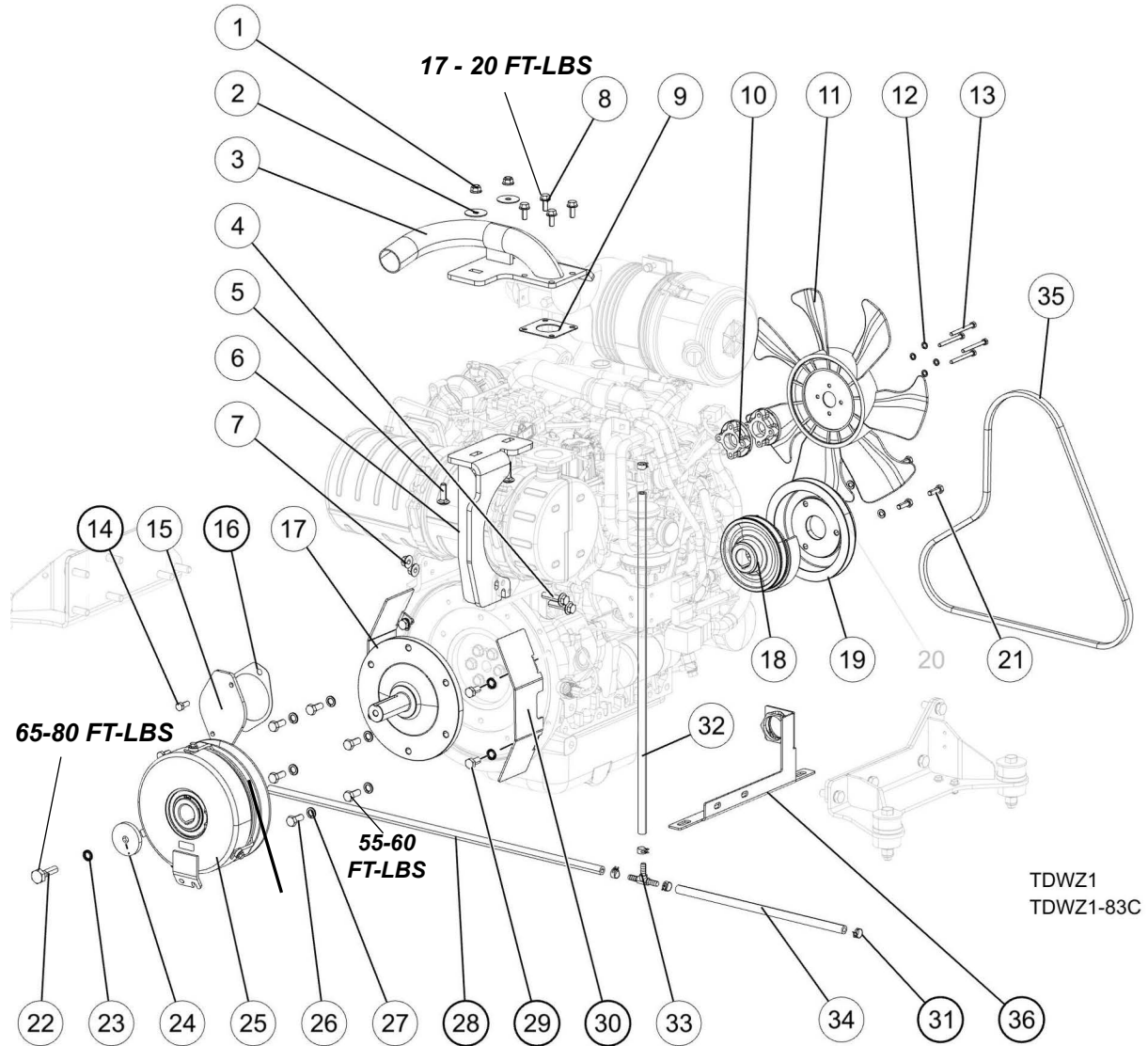
Do not fill tank above 3/4 full.  
Move to level ground before refueling.  
Do not open cap on sloped ground.



REF	PART #	DESCRIPTION	COMMENTS	QTY.
	122145	<b>ASSEMBLY, LEFT FUEL TANK</b>		1
1	122223	Gauge, Liquid Level		1
2	073229	Nut, Fuel Gauge	Inside tank: use tool 073229-TLW to install	1
3	122161	Fitting, Fuel Tank, 5/16 Barb, 90		1
4	063251	Cap, Diesel Fuel Tank Vented		1
5	028818	Grommet, Fuel Tank Fitting		1
6	132431	Fitting, Fuel 5/16 Bulkhead		1
7	072863	Tank, 9 Gallons Diesel 3-1/2" Neck M Gau		1
	122093	<b>ASSEMBLY, RIGHT FUEL TANK</b>		1
8	122161	Fitting, Fuel Tank, 5/16 Barb, 90		1
9	026402	Plug, Fuel Tank		2
10	028818	Grommet, Fuel Tank Fitting		2
11	F05004-167	Bolt, 10-24x3/4 Unslotted HH->		5
12	F05011-20	Washer, #10 Split Lock		5
13	122134	Gauge, Fuel Sender		1
	133449	Gasket, Fuel Sender Gauge		1
14	063251	Cap, Diesel Fuel Tank Vented		1
15	132431	Fitting, Fuel 5/16 Bulkhead		1
16	067369	Tank, 9 Gallons 3-1/2" Neck E Gauge		1

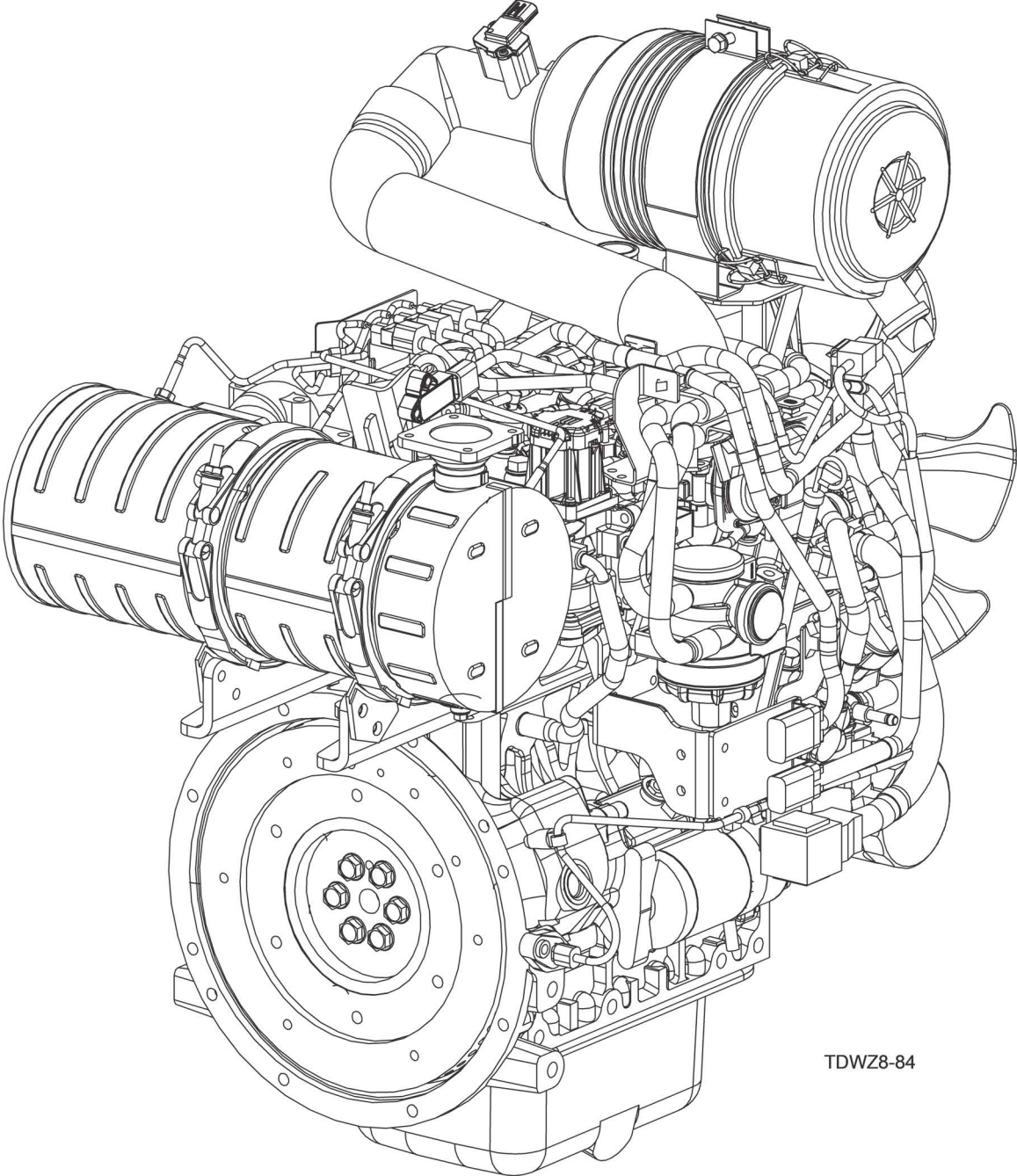
### 4.3 Engine Assembly

**DO NOT OVER-TORQUE**



REF	PART #	DESCRIPTION	COMMENTS	QTY.
	122202	Assembly, Engine		1
	135043	Assembly, 37 HP Exhaust		1
1	F05010-222	Nut, 3/8-16 Flanged Hex Nylock		2
2	F05011-44	Washer, 3/8 Fender		2
3	132237	Weldment, 37HP Kubota Exhaust		1
4	F05022-60	Bolt, M10-1.25x40mm Flanged HH		2
5	F05007-11	Bolt, 3/8-16x1 1/4 Carriage		2
6	132230	Weldment, Exhaust Bracket		1
7	F05027-51	Nut, M10-1.25 Serrated Flanged		2
8	F05021-47	Bolt, M8-1.25x20 Serrated Flange CL 8.8 Zinc	Torque to 17 - 20 FT-LBS	4
9	106140	Gasket, Kubota D1803 Exhaust	Comes with engine	1
10	105422	Spacer, Kubota D1803 Fan	Comes with engine	2
11	105421	Fan, Kubota D1803	Comes with engine	1
12	F05026-2	Washer, M6 Split Lock		4
13	F05020-43	Bolt, M6-1 x 60 Class8 HH FT		4
14	F05021-49	Screw, M8-1.0 x 20 SHC		2
15	105540	Plate, D1803 Aux Hyd Mount Cover		1
16	105539	Gasket, D1803 Aux Hyd Mount		1
17	122186	Shaft, Stub		1
18	105420	Drive Pulley, Kubota D1803 Fan Drive	Comes with engine	1
19	122081	Pulley, B-Section		1
20	F05011-45	Washer, 8mm Split Lock, Zn		3
21	F05004-40	Bolt, M8x1.25x25 HH FT		3
22	F05007-250	7/16-20 x 1 3/4 HHC GR8	Torque to 65-80 FT-LBS <b>Do not over-torque</b>	1
23	F05011-117	Washer, 7/16 Nord-Lock Zpl		5
24	122031	Washer, 7/16x2 1/4x5/16		1
25	122008	Assembly, Clutch	<a href="#">See Section 4.7 Clutch Assembly</a>	1
26	F05009-52	Bolt, M10x25 10.9 Hex Hd Zinc	Torque to 55-60 FT-LBS <b>Do not over-torque</b>	6
27	F05011-88	Washer, 10MM Split Lock		6
28	130059	Hose, Fuel, 5/16x28		1
29	F05004-207	Bolt, M10-1.50x20mm HH FT 8.8		4
30	133676	Guard, Belt		2
31	072506	Fuel Hose Clamp, 5/16 Spring		4
32	130058	Hose, Fuel, 5/16x24		2
33	122088	Fitting, 5/16" Barb Hose Tee		1
34	130057	Hose, Fuel, 5/16x14		1
	122133	Engine, D37.5HP Kubota D1803-CR-E4B	<a href="#">See Section 4.4 Kubota 37.5HP Engine</a>	1
	122021	Assembly, Engine Mount LH	<a href="#">See Section 4.6 Engine Mounts</a>	1
	122020	Assembly, Engine Mount RH	<a href="#">See Section 4.6 Engine Mounts</a>	1
35	122080	Belt, A-Section Custom		1
36	133651	Assy, Bracket, Lockwasher And Nut		1

**4.4 Kubota 37.5HP Engine**

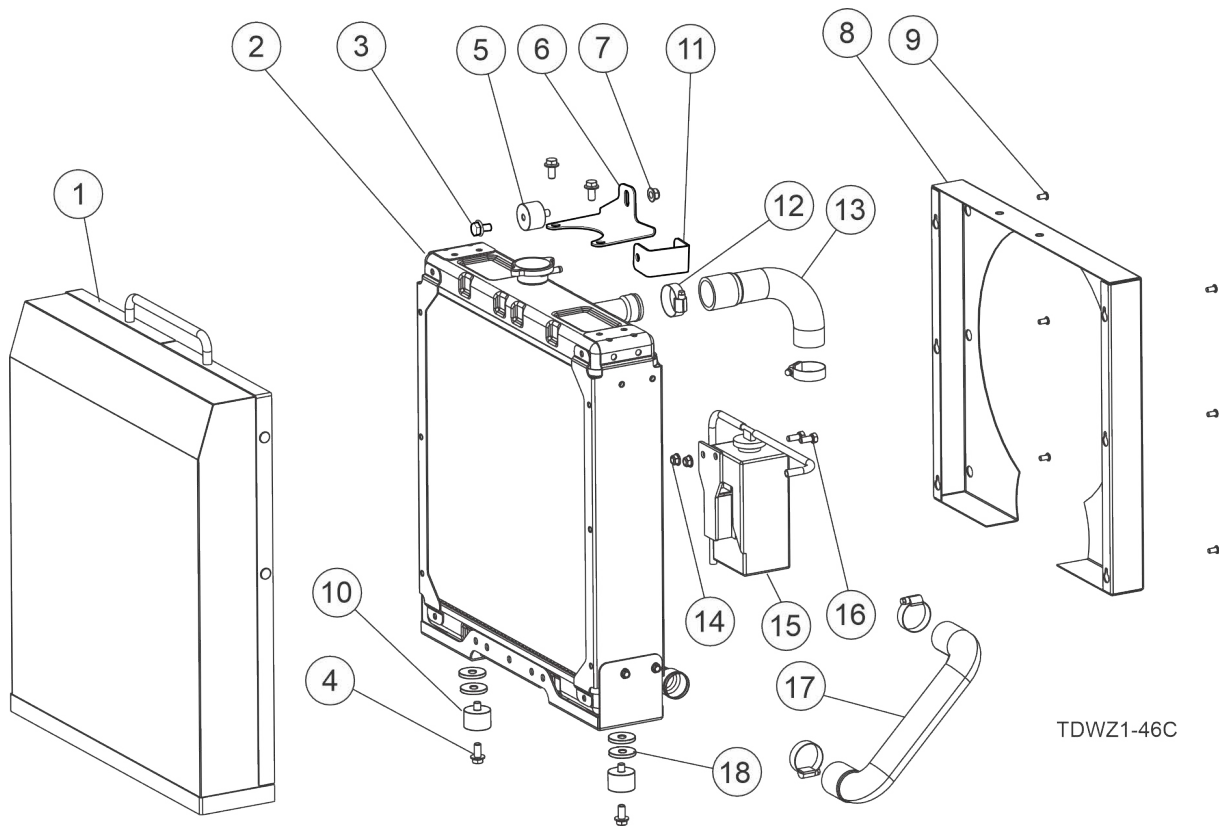


TDWZ8-84

REF	PART #	DESCRIPTION	COMMENTS	QTY.
	122133	Engine, 37.5Hp Kubota D1803-CR-E4B		1
	122204	Oil Filter	Service parts	1
	122205	Valve Cover Gasket		1
	040759	Plug, Oil Filler Valve Cover		1
	122206	O-ring, Oil Filler Valve Cover		1
	040759	Plug, Oil Filler Crankcase		1
	122207	O-ring, Oil Filler Crankcase		1
	122208	Fuel Filter		1
	122209	Water Separator Filter		1
	105476	Pump, Fuel		1
	122210	Alternator (60a)		1
	122211	Starter		1
	122212	Sensor, Water Temp.		1
	122213	O-ring, Sensor Water Temp		1
	122214	Switch, Oil		1
	028545	Gasket, Thermostat		1
	122215	Thermostat		1
	122216	Pump, Water		1
	122217	Gasket, Water Pump		1
	122218	Gasket (Ex-Manifold)		1
	106140	Gasket, Muffler		1
	122219	Air Filter, Inner		1
	122220	Air Filter, Outer		1
	122221	Oil Separator Filter		1
	130085	Harness, Engine To ECU Intermediate		1
	105420	Drive Pulley		1
	105421	Fan		1
	105422	Fan Spacer		1
	105539	PTO Gasket		1
	122128	Controller		1
	114083	Harness, Kubota Engine WZ	0	
	122164	Hose, Intake Elbow, Low Prof. 90		1
	122177	Hose, Air Intake		1
	122299	Belt, Fan A40.5COG		1
	133412	Kubota 1J801-18950 Body Kit	DPF muffler	1

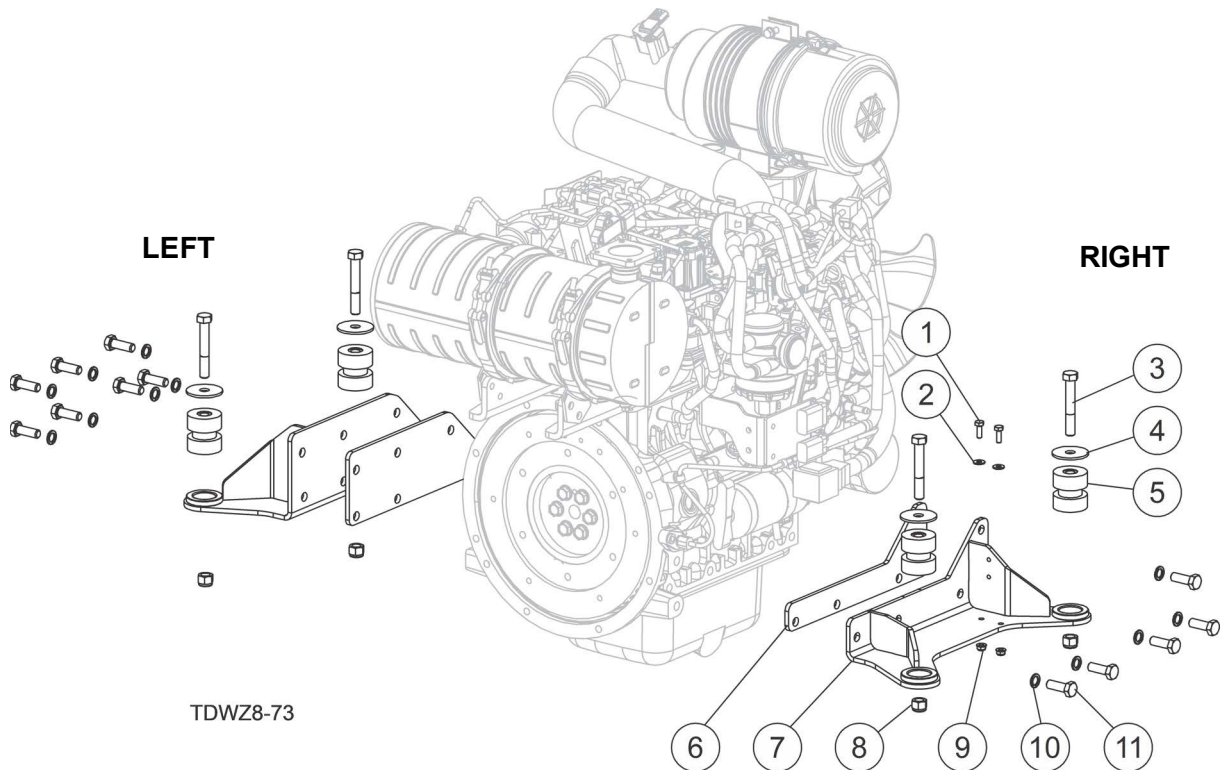
NOTE: For more details, see your Kubota Engine Owner's Manual.

### 4.5 Radiator Assembly



REF	PART #	DESCRIPTION	COMMENTS	QTY.
1	105972	Screen Weldmnt, Radiator		1
	105506	Radiator Assy, D1803 Diesel Engine		1
2	106081	Radiator Assy, D45 4 In Core		1
3	F05007-282	Bolt, 3/8-16 x 5/8" Hex Flge Serrated SC		1
4	F05007-246	Bolt, 3/8-16x3/4 GR5 FHCS Serrated		4
5	028217	Bushing, Rubber Radiator Mount		1
6	133623	Plate, Radiator Bracket		1
7	F05010-222	Nut, 3/8-16 Flanged Hex Nylock		2
8	105533	Plenum Weldment, Radiator		1
9	F05005-112	Screw, 1/4-20x1/2 BHSC SS		6
10	028217	Bushing, Rubber Radiator Mount		2
11	133624	Plate, Radiator U-Bracket		1
12	040200	Clamp, 1 3/4 Worm		4
13	122078	Hose, Upper Radiator	Comes with 105402 Engine	1
14	F05010-221	Nut, 5/16-18 Flanged Hex Nylock		2
15	045886	Coolant Recovery Kit	Comes with 105402 Engine	1
16	F05006-102	Bolt, 5/16-18 x 3/4 HH Gr5		2
17	122077	Hose, Lower Radiator	Comes with 105402 Engine	1
18	F05011-14	Washer, 3/8 Fender		4

4.6 Engine Mounts

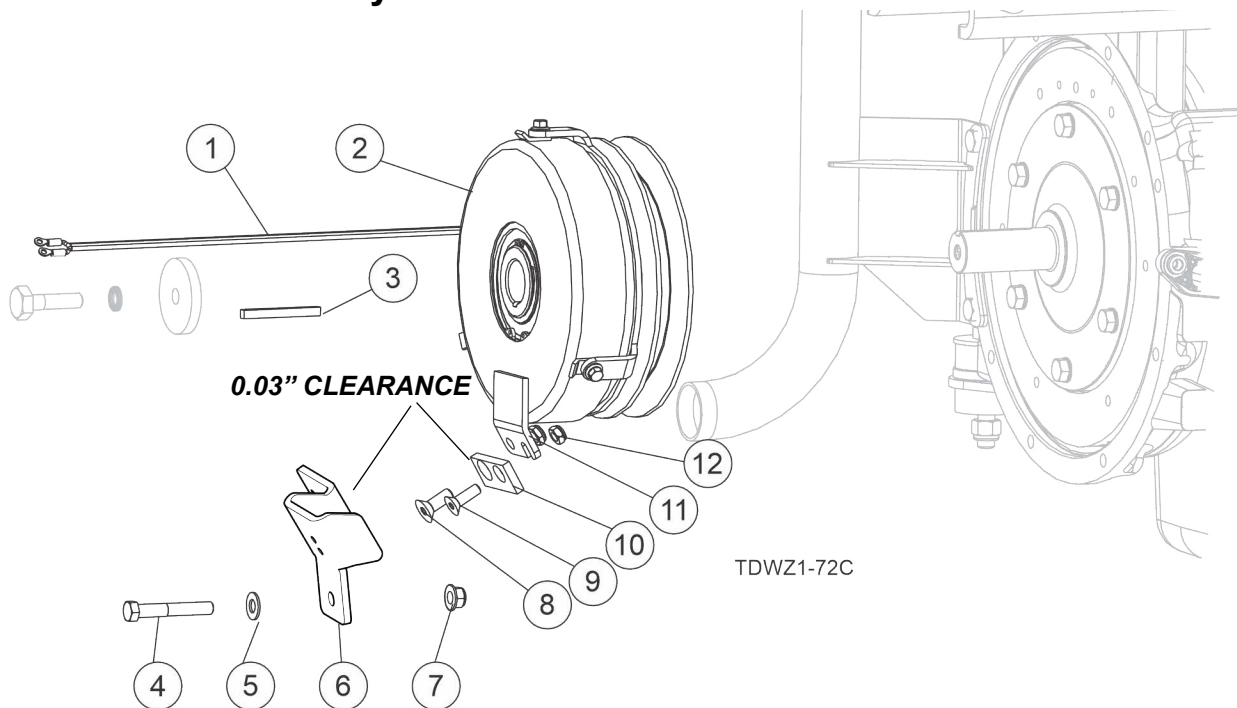


TDWZ8-73

REF	PART #	DESCRIPTION	COMMENTS	QTY.
	122020	Assembly, Engine Mount RH		1
	122021	Assembly, Engine Mount LH		1
1	F05005-1	Bolt, 1/4-20x3/4 FT HHC		2
2	F05011-11	Washer, 1/4 SAE Flat		2
3	F05008-134	Bolt, 1/2-13x3 1/4 HH Gr5->		2
4	018751	Washer, Motor Mount		2
5	018734	Bushing, Kubota Rubber Mount		2
6	105418	Plate, Spacer D1803 Mount RH	Ensure you order right or left orientation	1
	105419	Plate, Spacer D1803 Mount LH		1
7	122023	Weldment, Engine Mount RH	Ensure you order right or left orientation	1
	122027	Weldment, Engine Mount LH		1
8	F05010-8	Nut, 1/2-13 Nyl Hex Lock		2
9	F05010-220	Nut, 1/4-20 Flanged Hex Nylock		2
10	F05011-123	Washer, 12mm Split Lock		5
11	F05004-278	Bolt, M12x1.25x35mm HH Znc		5



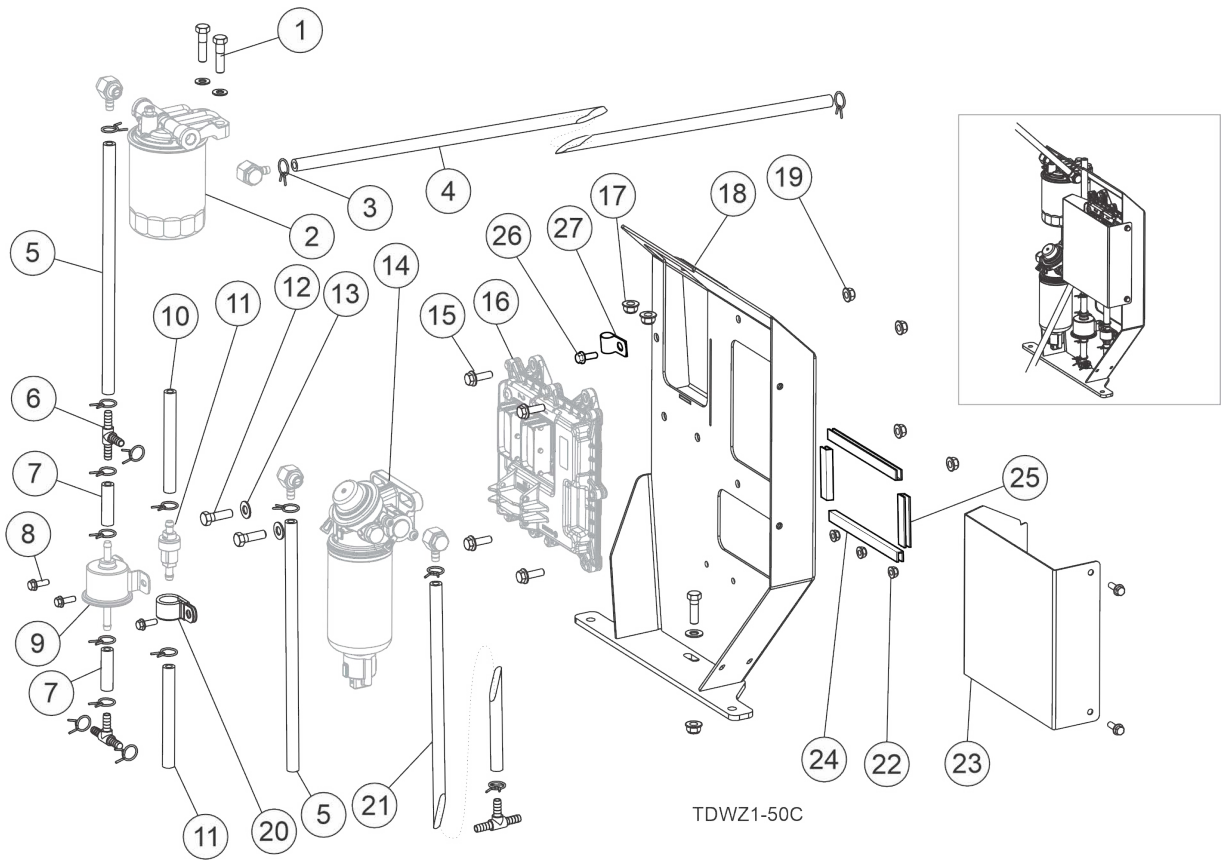
### 4.7 Clutch Assembly



**ENSURE 0.030" CLEARANCE BETWEEN THE CLUTCH STOP BRACKET (6) AND PAD (13)**

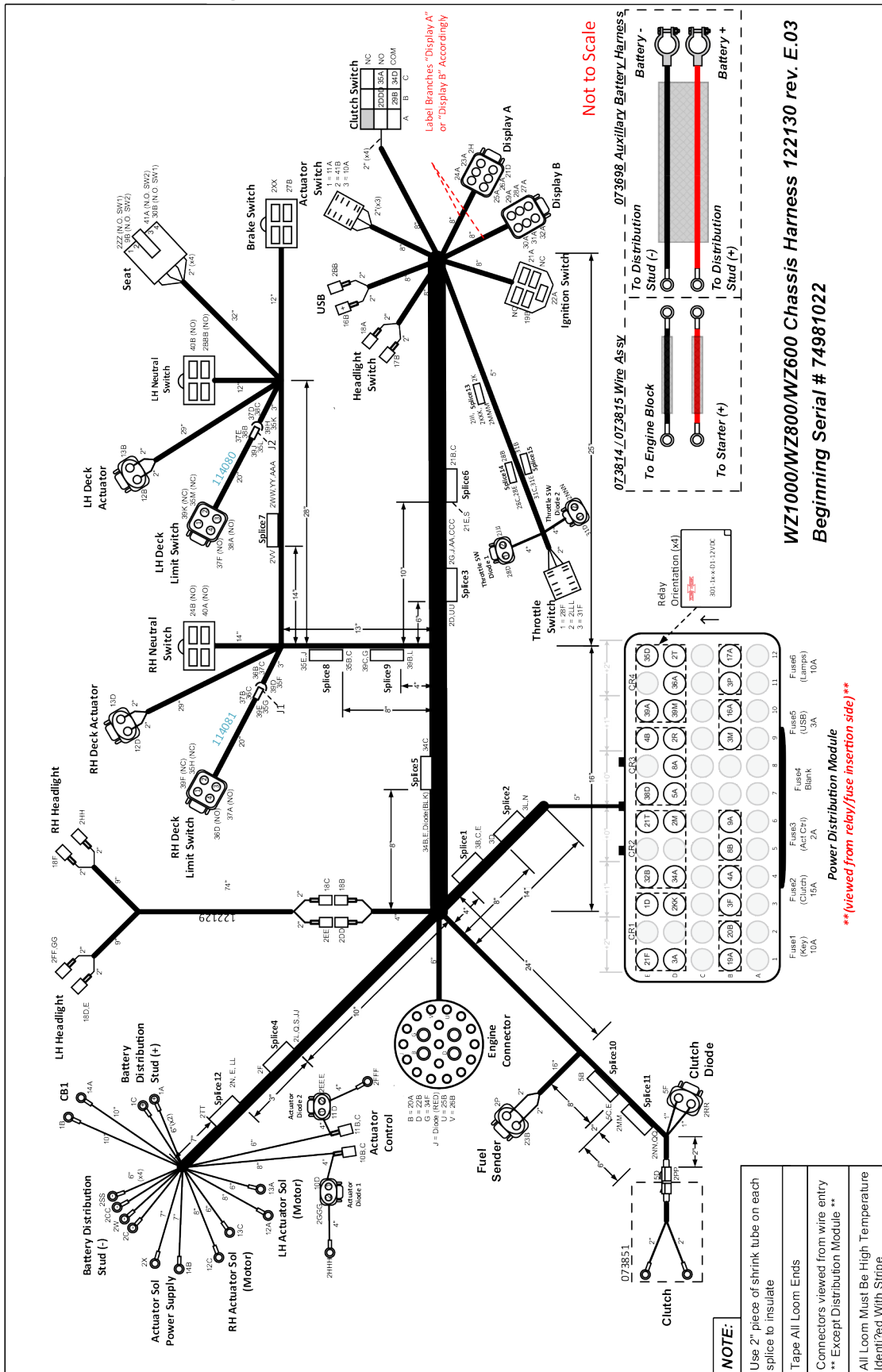
REF	PART #	DESCRIPTION	COMMENTS	QTY.
	122008	Assembly, Clutch		1
1	073851	Harness, WZ- Clutch		1
2	132078	Clutch, Warner GT-450		1
3	027053	Key, 1/4 x 2-1/2		1
4	F05007-125	Bolt, 3/8-16x2 1/2 HH Gr5		1
5	F05011-3	Washer, 3/8 Flat SAE		1
6	133677	Bracket, Clutch Stop		
7	F05010-222	Nut, 3/8-16 Flanged Hex Nylock		1
8	F05007-64	Screw, 3/8-16x1 Zinc and Bake FS		1
9	F05006-124	Bolt, 5/16-18x1FHS Zinc		1
10	122295	Pad, Clutch Stop		1
11	F05010-124	Nut, 3/8-16 Half Nylock		1
12	F05010-121	Nut, 5/16-18 Nylon Locking Jam		1

### 4.8 Engine Panel

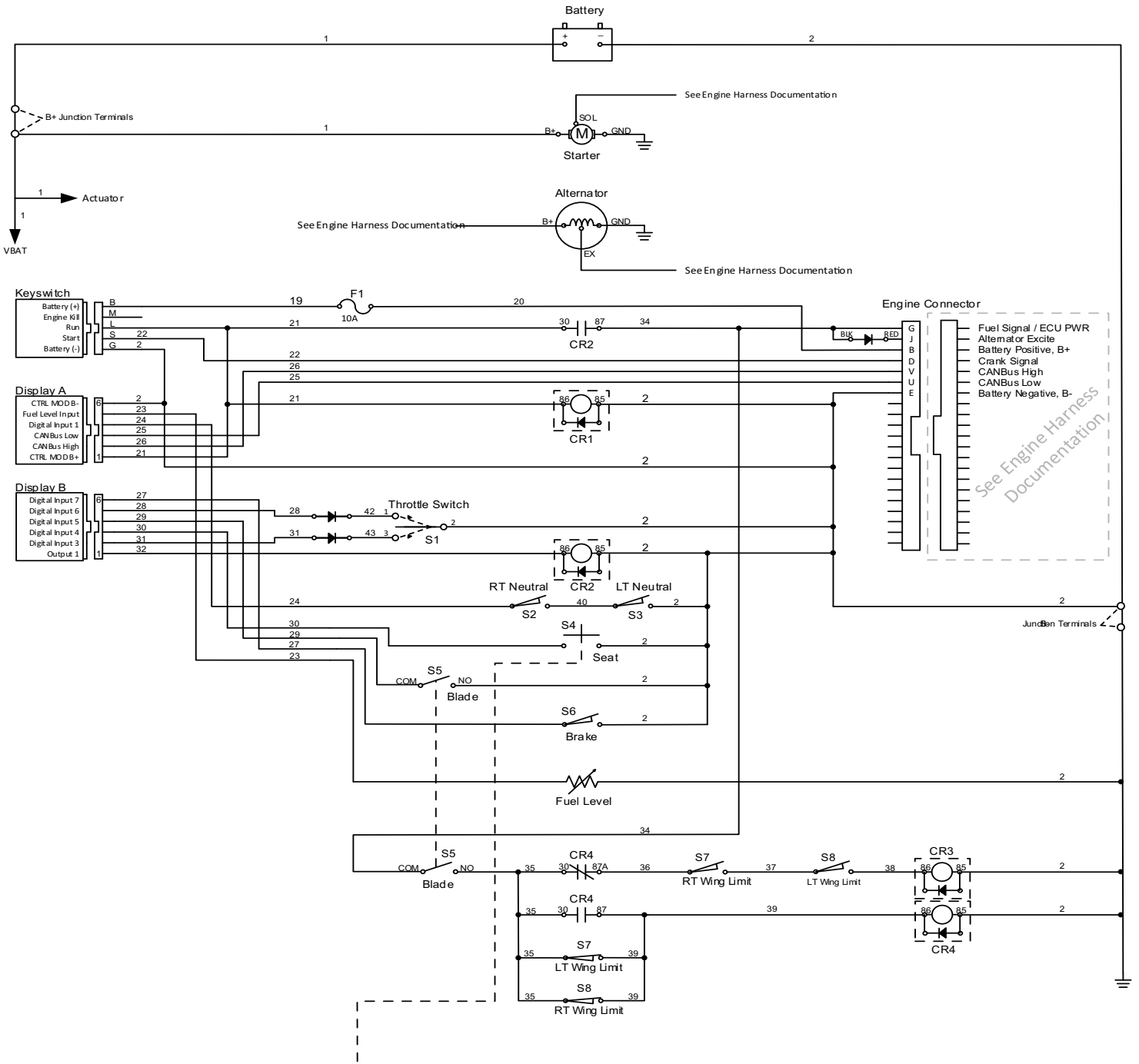


REF	PART #	DESCRIPTION	COMMENTS	QTY.
	122005	Assembly, Engine Panel		1
1	F05007-78	Bolt, 3/8-16x1 1/2 HH Gr5		2
2		Fuel Filter Assembly with fittings	Part of Section <a href="#">Kubota 49 HP Engine</a>	1
3	072506	Fuel Hose Clamp, 5/16 Spring		16
4	122165	Hose, Fuel, 5/16x48	<a href="#">(See Section Fuel System)</a>	1
5	122095	Hose, Fuel, 5/16x12-1/2	<a href="#">(See Section Fuel System)</a>	2
6	122088	Fitting, 5/16" Barb Hose Tee		3
7	122096	Hose, Fuel, 5/16x2	<a href="#">(See Section Fuel System)</a>	2
8	F05005-212	Bolt, 1/4-20x3/4 GR5 FHCS Serrated		5
9		Fuel Transfer Pump, Kubota 12V	Part of Section <a href="#">Kubota 49 HP Engine</a>	1
10	122097	Hose, Fuel, 5/16x5	<a href="#">(See Section Fuel System)</a>	2
11		Check Valve, Fuel	Part of Section <a href="#">Kubota 49 HP Engine</a>	1
12	F05007-123	Bolt, 3/8-16x1 1/4 FT HH Gr5		3
13	F05011-3	Washer, 3/8 Flat SAE		5
14		Water Separator Assembly, Kubota with fittings	Part of Section <a href="#">Kubota 49 HP Engine</a>	1
15	F05006-161	Bolt, 5/16-18x1 GR5 FHCS Serrated		4
16		ECU, Kubota D1803	Part of Section <a href="#">Kubota 49 HP Engine</a>	1
17	F05010-222	Nut, 3/8-16 Flanged Hex Nylock		5
18	122086	Weldment, Engine Panel		1
19	F05010-221	Nut, 5/16-18 Flanged Hex Nylock		4
20	028352	Clamp, 1in ID Coated		1
21	122166	Hose, Fuel, 5/16x20	<a href="#">(See Section Fuel System)</a>	1
22	F05010-220	Nut, 1/4-20 Flanged Hex Nylock		3
23	122188	Bracket, ECU Shield		1
24	133643	Grommet, ECU Long		2
25	133644	Grommet, ECU Short		2
26	F05005-212	Bolt, 1/4-20x3/4 GR5 FHCS Serrated		1
27	028100	Clamp, 5/8 EMT Coated		1

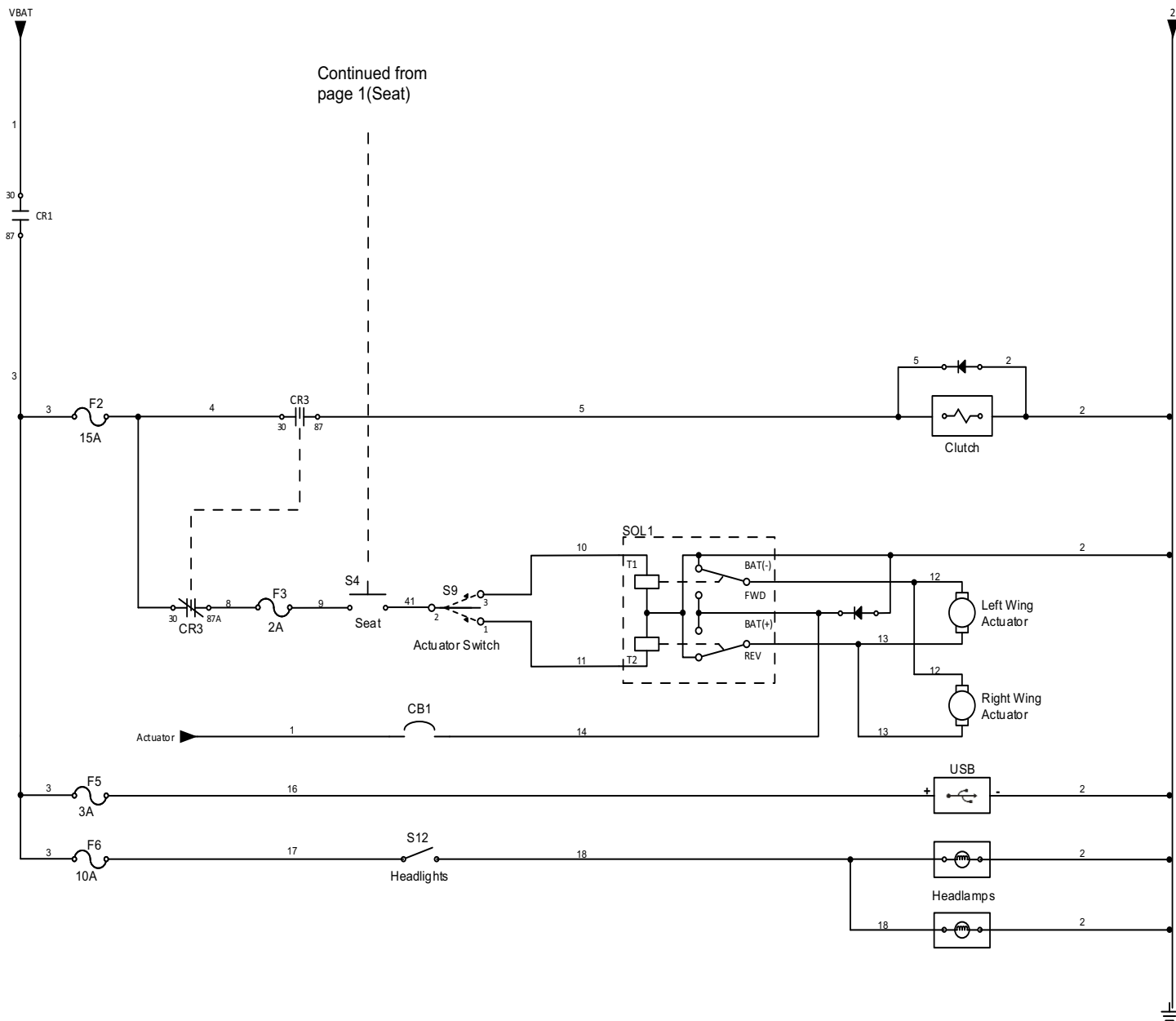
### 4.9 Chassis Wiring Harness



### 4.10 Electrical Schematic



Continued on page 2 (Seat)



Wire Matrix

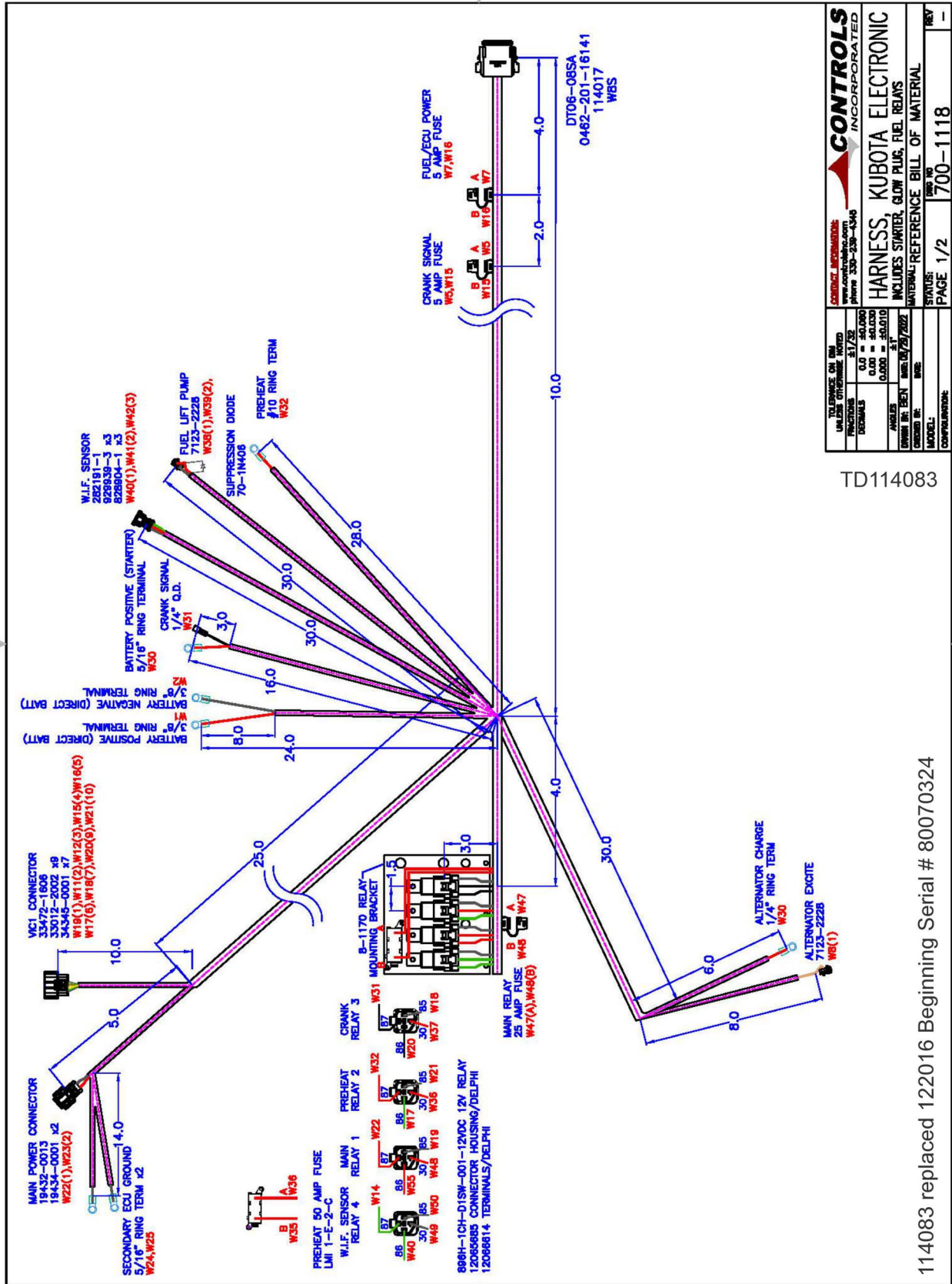
Wire #	AWG	Type	Wire Part#	Color / Stripe	Length	From (End A) → To (End B)	End A Connector/Term/Seal (MFG #)	End B Connector/Term/Seal (MFG #)	End A Connector/Term/Seal (LZ #)	End B Connector/Term/Seal (LZ #)
1A-B	8	GXL	R01960-3	RED	10"	B(+) Junction → CBI(BAT)	3/8" Ring (insulated)	1/4" Ring	073840	F05092-5
1C-D	10	GXL	R01942-3	RED	47"	B(+) Junction → CR1.30(E3)	3/8" Ring (insulated)	PDM71001ZXM/12077411/15324981	073888	127302/127332/127331
2C-D	14	GXL	R01925-0	BLK	48"	B(-) Junction → Splice 3	3/8" Ring	34138	F05092-33	127319
2E-F	16	GXL	R01919-0	BLK	3"	Splice 12 → Splice 4	34318	34318	127318	127318
2G-H	16	GXL	R01919-0	BLK	30"	Splice 3 → Display A (6)	34318	34318	127319	052948/052943/052947
2I-K	16	GXL	R01919-0	BLK	24"	Splice 3 → Throttle Sw (2)	34138	VCL-01/42100-2	127319	127312/127313
2L-M	16	GXL	R01919-0	BLK	29"	Splice 4 → CR2.85(D6)	34318	PDM71001ZXM/12077411/15324982	127318	127302/127303/127328
2N-P	16	GXL	R01919-0	BLK	55"	Splice 12 → Fuel Sender (2)	34318	DT06-2S-E004/0462-201-1631/W25	127318	052204/052943/052206
2Q-R	16	GXL	R01919-0	BLK	30"	Splice 4 → CR3.85(D9)	34318	PDM71001ZXM/12077411/15324982	127318	127302/127303/127328
2S-T	16	GXL	R01919-0	BLK	31"	Splice 4 → CR4.85(D12)	34318	PDM71001ZXM/12077411/15324982	127318	127302/127303/127328
2W-X	8	GXL	R01960	BLK	10"	B(+) Junction → ACT Sol(BAT+)	3/8" Ring	5/16" Ring	F05092-39	F05092-3
2AA-BB	16	GXL	R01919-0	BLK	24"	Splice 3 → USB (1)	34138	1/4" Female Quick-Connect	127319	F05708-3
2CC-DD	16	GXL	R01919-0	BLK	30"	B(-) Junction → Headlamp Sub-Harn	3/8" Ring	1/4" Female Quick-Connect	F05092-33	F05708-3
2EE-FF	16	GXL	R01919-0	BLK	87"	Headlamp Sub-Harn → LH Headlamp (-)	1/4" Male Quick-Connect (Join w/2GG)	1/4" Female Quick-Connect (Join w/2GG)	F05708-16	F05708-4
2GG-HH	16	GXL	R01919-0	BLK	22"	LH Headlamp (-) → RH Headlamp (-)	Join w/2FF	1/4" Female Quick-Connect	F05708-4	F05708-3
2II-KK	16	GXL	R01919-0	BLK	30"	Splice 4 → CR1.85(D3)	34318	PDM71001ZXM/12077411/15324982	127318	127302/127303/127328
2LL-MM	16	GXL	R01919-0	BLK	47"	Splice 12 → Splice 11	34318	34318	127318	127318
2NN-PP	16	GXL	R01919-0	BLK	8"	Splice 11 → Clutch (+)	34318	2984883/2971962	127318	073819/073816
2QQ-RR	16	GXL	R01919-0	BLK	7"	Splice 11 → Clutch Diode (2)	34318	DT06-2S-E004/0462-201-1631/W25/DT04-2P-RT01	127318	052204/052943/052206/127322
2SS-TT	16	GXL	R01919-0	BLK	13"	B(-) Junction → Splice 12	3/8" Ring	34318	F05092-33	127318
2UU-VV	16	GXL	R01919-0	BLK	33"	Splice3 → Splice7	34318	34318	127318	127318
2WW-XX	16	GXL	R01919-0	BLK	26"	Splice7 → Brake SW	34318	2977048/2965142	127318	050453/050408
2YY-ZZ	16	GXL	R01919-0	BLK	49"	Splice7 → Seat (1)	34319	96546/12066214	127318	069736/069735
2AAA-BBB	16	GXL	R01919-0	BLK	26"	Splice7 → LH Neutral	34318	2974422/2965142	127318	050453/050408
2CCC-DDD	16	GXL	R01919-0	BLK	26"	Splice3 → Clutch Sw (NO)	34318	972306/2965142	127318	127321/050408
3A-B	10	GXL	R01942-3	RED	16"	CR1.87(D1) → Splice 1	PDM71001ZXM/12077411/15324981	34318	127302/127332/127331	127318
3C-D	14	GXL	R01925-3	RED	4"	Splice 1 → Splice 10	34318	34318	127318	127318
3E-F	16	GXL	R01919-3	RED	16"	Splice 1 → Fuse 2 (B3)	34318	PDM71001ZXM/12077411/15324982	127318	127302/127303/127328
3I-M	16	GXL	R01919-3	RED	12"	Splice 2 → Fuse 5 (B9)	34318	PDM71001ZXM/12077411/15324982	127318	127302/127303/127328
3N-P	16	GXL	R01919-3	RED	13"	Splice 2 → Fuse 6 (B11)	34318	PDM71001ZXM/12077411/15324982	127318	127302/127303/127328
4A-B	16	GXL	R01919-3	RED	6"	Fuse 2 (D4) → CR3.30(E9)	PDM71001ZXM/12077411/15324982	PDM71001ZXM/12077411/15324982	127302/127303/127328	127302/127303/127328
5A-B	16	GXL	R01919-24	RED/YEL	51"	CR3.87(D7) → Splice 10	PDM71001ZXM/12077411/15324982	34318	127302/127303/127328	127318
5C-D	16	GXL	R01919-24	RED/YEL	10"	Splice 10 → Clutch (+)	34318	2984883/2971962	127318	073819/073816
5E-F	16	GXL	R01919-24	RED/YEL	9"	Splice 10 → Clutch Diode (1)	34318	DT06-2S-E004/0462-201-1631/W25/DT04-2P-RT01	127318	052204/052943/052206/127322
6A-B	16	GXL	R01919-25	YEL/WHI	6"	CR3.87A (D8) → Fuse 3 (B5)	PDM71001ZXM/12077411/15324982	PDM71001ZXM/12077411/15324982	127302/127303/127328	127302/127303/127328
9A-B	16	GXL	R01919-25	YEL/WHI	113"	Fuse 3 (B6) → Seat SW (2)	PDM71001ZXM/12077411/15324982	96546/12066214	127302/127303/127328	069736/069735
10A-B	16	GXL	R01919-27	ORG/WHI	76"	ACT SW (3) → ACT SOL (T1)	VCL-01/42100-2	1/4" Female Quick-Connect	127312/127313	F05708-3
11A-B	16	GXL	R01919-28	WHI/ORG	74"	ACT SW (1) → ACT SOL (T2)	VCL-01/42100-2	1/4" Female Quick-Connect	127312/127313	F05708-3
12A-B	12	GXL	R01930-9	RED/GRN	116"	ACT SOL (FWD) → LH Actuator (+)	5/16" Ring / 2984033	DT06-2S-E004/0462-203-12141/WP-25	F05092-3 / P03807	127332/127334/127325
12C-D	12	GXL	R01930-9	RED/GRN	88"	ACT SOL (FWD) → RH Actuator (+)	5/16" Ring	DT06-2S-E004/0462-203-12141/WP-25	F05092-3	127323/127324/127325
13A-B	12	GXL	R01930-10	GRN/RED	114"	ACT SOL (REV) → LH Actuator (-)	5/16" Ring / 2984033	DT06-2S-E004/0462-203-12141/WP-25	F05092-3 / P03807	127333/127334/127325
13C-D	12	GXL	R01930-10	GRN/RED	86"	ACT SOL (REV) → RH Actuator (-)	5/16" Ring	DT06-2S-E004/0462-203-12141/WP-25	F05092-3	127323/127324/127325
14A-B	8	GXL	R01960-3	RED	10"	CBI (Aux) → RH Actuator (BAT+)	1/4" Ring	5/16" Ring / 2984033	F05092-5	F05092-5 / P03807
16A-B	16	GXL	R01919-3	RED	68"	Fuse 5 (B10) → USB (+)	PDM71001ZXM/12077411/15324982	1/4" Female Quick-Connect	127302/127303/127328	F05708-3
17A-B	16	GXL	R01919-3	RED	69"	Fuse 6 (B12) → Headlamp SW	PDM71001ZXM/12077411/15324982	1/4" Female Quick-Connect	127302/127303/127328	F05708-3
18A-B	16	GXL	R01919-29	BLU/RED	52"	Headlamp SW → Headlamp Sub-Harn	1/4" Female Quick-Connect	1/4" Female Quick-Connect	F05708-3	F05708-3
18C-D	16	GXL	R01919-29	BLU/RED	87"	Headlamp Sub-Harn → Headlamp (+)	1/4" Male Quick-Connect	1/4" Female Quick-Connect (Join w/18E)	F05708-16	F05708-4
18E-F	16	GXL	R01919-29	BLU/RED	72"	LH Headlamp (+) → RH Headlamp (+)	1/4" Female Quick-Connect (Join w/18D)	1/4" Female Quick-Connect	F05708-4	F05708-3
19A-B	16	GXL	R01919-3	RED	67"	Fuse 1 (B1) → Keyswitch (B)	PDM71001ZXM/12077411/15324982	2979422/2965142	127302/127303/127328	051441/050408
20A-B	16	GXL	R01919-3	RED	25"	ENG CON (B) → Fuse 1 (B2)	HDP24-24-21PN/0460-220-1231	PDM71001ZXM/12077411/15324982	069380/069378	127302/127303/127328
21A-B	14	GXL	R01925-8	RED/BLK	20"	Keyswitch (L) → Splice 6	2979422/02965142	34318	051441/050408	127318
21C-D	16	GXL	R01919-19	RED/BLK	20"	Splice 6 → Display A (1)	34318	DT06-6S-P012/0462-203-1631/W65-P012	127318	052948/052943/052947
21E-F	16	GXL	R01919-19	RED/BLK	46"	Splice 6 → CR1.86(E1)	34318	PDM71001ZXM/12077411/15324982	127318	127302/127303/127328
21S-T	16	GXL	R01919-19	RED/BLK	46"	Splice 6 → CR2.30(E6)	34318	PDM71001ZXM/12077411/15324982	127318	127302/127303/127328

Wire Matrix

22A-B	16	GXL	R01919-4	BLU	50"	Keyswitch (S) → ENG CON (D)	2979422/02965142	HDP24-24-21PN/0460-220-1231	051441/050408	069380/069378	
23A-B	16	GXL	R01919-2	GRN	88"	Display A (5) → Fuel Sender (1)	DT06-6S-P012/0462-203-1631/W6S-P012	DT06-2S-E004/0462-201-1631/W2S	052948/052943/052947	052204/052943/052206	
24A-B	16	GXL	R01919-5	YEL	57"	Display A (4) → RH Neutral	DT06-6S-P012/0462-203-1631/W6S-P012	2973422/2965142	052948/052943/052947	050453/050408	
25A-B	16	GXL	R01919-13	BLU/WH	50"	Display A (6) → ENG CON (U)	DT06-6S-P012/0462-203-1631/W6S-P012	HDP24-24-21PN/0460-202-1631	052948/052943/052947	069380/053429	
26A-B	16	GXL	R01919-12	WHT/BLU	50"	Display A (2) → ENG CON (V)	DT06-6S-P012/0462-203-1631/W6S-P012	HDP24-24-21PN/0460-202-1631	052948/052943/052947	069380/053429	
27A-B	16	GXL	R01919-10	VIO	83"	Display B (6) → Brake SW	DT06-6S-P012/0462-203-1631/W6S-P012	2977048/2965142	052948/052943/052947	050453/050408	
28A-B	16	GXL	R01919-14	YEL/GRN	22"	Display B (5) → Throttle SW (1)	DT06-6S-P012/0462-203-1631/W6S-P012	3-520106-2	052948/052943/052947	F05708-3R	
29A-B	16	GXL	R01919-11	ORG	28"	Display B (4) → Clutch SW (COM)	DT06-6S-P012/0462-203-1631/W6S-P012	972306/2965867	052948/052943/052947	127312/127318	
30A-B	16	GXL	R01919-7	GRY	106"	Display B (3) → Seat (4)	DT06-6S-P012/0462-203-1631/W6S-P012	965366/12066214	052948/052943/052947	069736/069735	
31A-B	16	GXL	R01919-15	GRN/YEL	22"	Display B (2) → Throttle SW (3)	DT06-6S-P012/0462-203-1631/W6S-P012	3-520106-2	052948/052943/052947	F05708-3R	
32A-B	16	GXL	R01919-30	TAN	65"	Display B (1) → CR2.86 (E4)	DT06-6S-P012/0462-203-1631/W6S-P012	PDM71001ZXM/12077411/15324982	052948/052943/052947	127302/127303/127328	
34A-B	16	GXL	R01919-17	WHT/RED	27"	CR2.87 (D4) → Splice 5	PDM71001ZXM/12110853-MR	34318	127302/127303/127328	127318	
34C-D	16	GXL	R01919-17	WHT/RED	40"	Splice 5 → Clutch SW (COM)	34318	972306/2965867	127318	127312/127318	
34E-F	16	GXL	R01919-17	WHT/RED	12"	Splice 5 → ENG CON (G)	34318	HDP24-24-21PN/0460-220-1231	127318	069380/069378	
35A-B	16	GXL	R01919-21	VIO/WH	40"	Clutch SW (NO) → Splice 8	972306/2965867	34318	127321/050408	127318	
35C-D	16	GXL	R01919-21	VIO/WH	44"	Splice 8 → CR4.30 (E1Z)	PDM71001ZXM/12077411/15324982	PDM71001ZXM/12077411/15324982	127318	127302/127303/127328	
35E-F	16	GXL	R01919-21	VIO/WH	8"	Splice 8 → J1 (4) Female	34318	DT06-4S-P012/0462-201-1631/W4S-P012	127318	073528/052943/073529	
35G-H	16	GXL	R01919-21	VIO/WH	20"	J1 (4) Male → RH Wing Limit (2)	DT04-4P-E004/0460-202-1631/W4P	DTM06-4S-E004/0462-005-20141/W4M-4S	073526/053429/073527	073841/069440/073842	
35I-K	16	GXL	R01919-21	VIO/WH	36"	Splice 8 → J2 (4) Female	34318	DT06-4S-P012/0462-201-1631/W4S-P012	127318	073528/052943/073529	
35L-M	16	GXL	R01919-21	VIO/WH	20"	J2 (4) Male → LH Wing Limit (2)	DT04-4P-E004/0460-202-1631/W4P	DTM06-4S-E004/0462-005-20141/W4M-4S	073526/053429/073527	073841/069440/073842	
36A-B	16	GXL	R01919-6	BRN	53"	CR4.87A (D11) → J1 (2) Female	PDM71001ZXM/12077411/15324982	DTM06-4S-P012/0462-201-1631/W4S-P012	127302/127303/127328	073528/052943/073529	
36C-D	16	GXL	R01919-6	BRN	20"	J1 (2) Male → RH Wing Limit (4)	DT04-4P-E004/0460-202-1631/W4P	DTM06-4S-E004/0462-005-20141/W4M-4S	073526/053429/073527	073841/069440/073842	
37A-B	16	GXL	R01919-18	BRN/WH	20"	RH Wing Limit (3) → J1 (1) Male	DTM06-4S-E004/0462-005-20141/W4M-4S	DT04-4P-E004/0460-202-1631/W4P	073841/069440/073842	073528/053429/073527	
37C-D	16	GXL	R01919-18	BRN/WH	34"	J1 (1) Female → J2 (1) Female	DT06-4S-P012/0462-201-1631/W4S-P012	DT06-4S-P012/0462-201-1631/W4S-P012	073528/052943/073529	073841/069440/073842	
37E-F	16	GXL	R01919-18	BRN/WH	20"	J2 (1) Male → LH Wing Limit (4)	DT04-4P-E004/0460-202-1631/W4P	DTM06-4S-E004/0462-005-20141/W4M-4S	073526/053429/073527	073841/069440/073842	
38A-B	16	GXL	R01919-20	WHT/BRN	20"	LH Wing Limit (3) → J2 (2) Male	DTM06-4S-E004/0462-005-20141/W4M-4S	DT04-4P-E004/0460-202-1631/W4P	073841/069440/073842	073526/053429/073527	
38C-D	16	GXL	R01919-20	WHT/BRN	80"	J2 (2) Female → CR3.86 (E7)	DT06-4S-P012/0462-201-1631/W4S-P012	PDM71001ZXM/12077411/15324982	073528/052943/073529	127302/127303/127328	
39A-B	16	GXL	R01919-22	WHT/VIO	41"	CR4.86 (E10) → Splice 9	PDM71001ZXM/12077411/15324982	34318	127302/127303/127328	127318	
39C-D	16	GXL	R01919-22	WHT/VIO	12"	Splice 9 → J1 (3) Female	34318	DT06-4S-P012/0462-201-1631/W4S-P012	127318	073528/052943/073529	
39E-F	16	GXL	R01919-22	WHT/VIO	20"	J1 (3) Male → RH Wing Limit (1)	DT04-4P-E004/0460-202-1631/W4P	DTM06-4S-E004/0462-005-20141/W4M-4S	073526/053429/073527	073841/069440/073842	
39G-H	16	GXL	R01919-22	WHT/VIO	40"	Splice 9 → J2 (3) Female	34318	DT06-4S-P012/0462-201-1631/W4S-P012	127318	073528/052943/073529	
39I-K	16	GXL	R01919-22	WHT/VIO	20"	J2 (3) Male → LH Wing Limit (1)	DT04-4P-E004/0460-202-1631/W4P	DTM06-4S-E004/0462-005-20141/W4M-4S	073526/053429/073527	073841/069440/073842	
39L-M	16	GXL	R01919-22	WHT/VIO	41"	Splice 9 → CR4.87 (D10)	34318	PDM71001ZXM/12077411/15324982	127318	127302/127303/127328	
40A-B	16	GXL	R01919-16	PNK	54"	RH Neutral (NO) → LH Neutral (NO)	2977048/2965142	050453/050408	050453/050408	050453/050408	
41A-B	16	GXL	R01919-25	YEL/WH	110"	Seat SW (3) → ACT SW (2)	965466/12066214	VCI-01/42100-2	069736/069735	127312/127313	
42A-B	16	GXL	R01919-14	YEL/GRN	3"	073850 Diode Assy (BLK) → Throttle SW (1)	3-520106-2	VCI-01/42100-2	F05708-16	127312/127313	
43A-B	16	GXL	R01919-15	GRN/YEL	3"	073850 Diode Assy (BLK) → Throttle SW (3)	3-520106-2	VCI-01/42100-2	F05708-16	127312/127313	
Diode Assy (073699)											
(Blk Diode Wire)											
Splice 5 → (RED Diode Wire)											
HDP24-24-21PN/0460-202-1631											
127318											
069380/053429											



4.11 Kubota Electronic Harness



<b>CONTROLS</b> INCORPORATED www.controlsinc.com Phone 308-338-4346	
<b>HARNES, KUBOTA ELECTRONIC</b> INCLUDES STARTER, GLOW PLUG, FUEL RELAYS	
TELEPHONE ON THE UNLESS OTHERWISE NOTED	STATUS:
PARTS NUMBER: TD114083	SERIAL NO: 700-1118
QUANTITY: 1	REV: -
DATE: 10/29/2022	DRAWN BY: BEN
CHECKED BY:	APPROVED BY:
MODEL:	CONFIGURATION:
MATERIAL REFERENCE BILL OF MATERIAL	PAGE 1/2

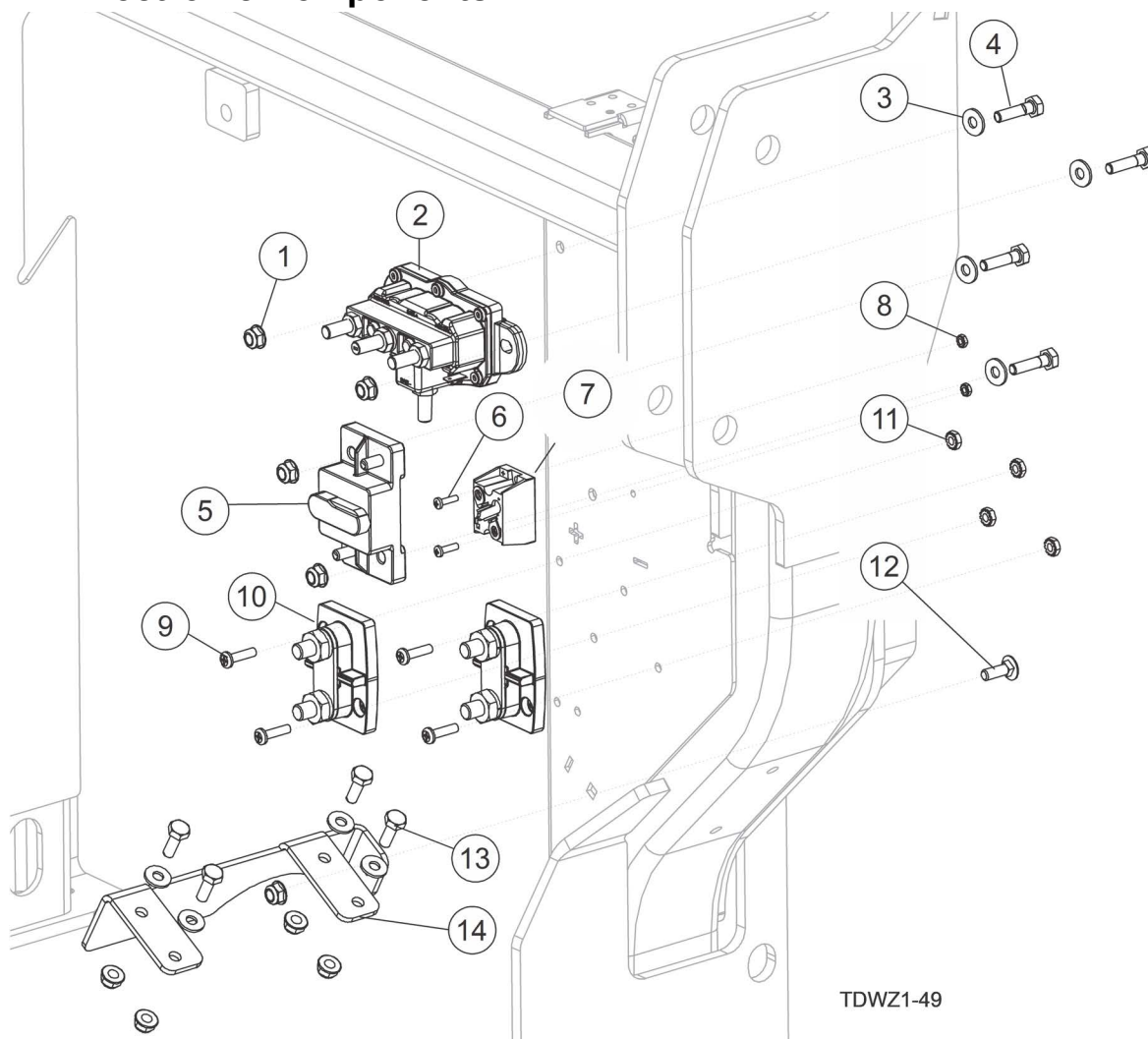
TD114083

114083 replaced 122016 Beginning Serial # 80070324

WIRE NUMBER	COLOR	WIRE GAUGE	LENGTH (INCHES-REF)	END A CONNECTOR	END A TERMINAL/SEAL	END A PORT	END B CONNECTOR	END B TERMINAL/SEAL	END B PORT	WIRE FUNCTION
W1	RED	B AWG	26.0		3/8" RING TERM					BATTERY POSITIVE (DIRECT TO BATTERY)
W2	BLACK	B AWG	26.0		3/8" RING TERM					BATTERY NEGATIVE (DIRECT TO BATTERY)
W3										
W4	RED	16 AWG	12.0	DT06-0BSA	0462-201-18141	1		SPUCE W/W1		CONTROL PANEL BATTERY POSITIVE (+)
W5	YELLOW/RED	16 AWG	6.0	DT06-0BSA	0462-201-18141	2	FUSE HOLDER	5 AMP ATO	A	CRANK SIGNAL TO ECU (+)
W6	BLACK	16 AWG	12.0	DT06-0BSA	0462-201-18141	3		SPUCE W/W2		CONTROL PANEL BATTERY NEGATIVE (-)
W7	BROWN/RED	16 AWG	4.0	DT06-0BSA	0462-201-18141	4	FUSE HOLDER	5 AMP ATO	A	IGNITION SIGNAL TO ECU (+)
W8	TAN	18 AWG	48.0	DT06-0BSA	0462-201-18141	5	7123-2228	??????????		ALTERNATOR EXCITE (+)
W9										
W10										
W11	J1939/GREEN	20 AWG	45.0	DT06-0BSA	0462-201-18141	6	33472-1606	33012-2002	2	J1939, CANBUS LOW
W12	J1939/YELLOW	20 AWG	45.0	DT06-0BSA	0462-201-18141	7	33472-1606	33012-2002	3	J1939, CANBUS HIGH
W13	J1939/SHIELD	20 AWG	45.0	DT06-0BSA	0462-201-18141	3	33472-1606	TRIM		J1939, CANBUS SHIELD
W14	GREEN	18 AWG	20.0	HDP28-24-21SE	0462-201-18141	X	12065685	12066614	RY4-87	WATER IN FUEL INPUT
W15	YELLOW/RED	16 AWG	39.0	FUSE HOLDER	5 AMP ATO	B	33472-1606	33012-2002	4	CRANK SIGNAL TO ECU (+)
W16	BROWN/RED	16 AWG	41.0	FUSE HOLDER	5 AMP ATO	B	33472-1606	33012-2002	5	IGNITION SIGNAL TO ECU (+)
W17	GREEN	18 AWG	43.0	12065685	12066614	RY2-88	33472-1606	33012-2002	6	PREHEAT SIGNAL FROM ECU (+)
W18	BLACK	18 AWG	42.0	12065685	12066614	RY3-85	33472-1606	33012-2002	7	CRANK SIGNAL FROM ECU (-)
W19	BLACK	18 AWG	44.0	12065685	12066614	RY1-85	33472-1606	33012-2002	1	MAIN POWER SIGNAL FROM ECU (-)
W20	WHITE	18 AWG	42.0	12065685	12066614	RY5-88	33472-1606	33012-2002	9	CRANK SIGNAL FROM ECU (+)
W21	BLACK	18 AWG	44.0	12065685	12066614	RY2-85	33472-1606	33012-2002	10	PREHEAT SIGNAL FROM ECU (+)
W22	RED	12 AWG	40.0	12065685	12066614	RY1-87	19432-0013	19432-0001	1	MAIN POWER BATTERY POSITIVE TO ECU (+)
W23	BLACK	12 AWG	32.0	19432-0013	19432-0001	2		SPUCE W/W2		MAIN POWER BATTERY POSITIVE TO ECU (+)
W24	BLACK	16 AWG	13.0		5/16" RING TERM			SPUCE W/W23		SECONDARY GROUND TO ECU (-)
W25	BLACK	16 AWG	13.0		5/16" RING TERM			SPUCE W/W23		SECONDARY GROUND TO ECU (-)
W26										
W27										
W28										
W29										
W30	RED	B AWG	52.0		1/4" RING TERM			5/16" RING TERM		ALTERNATOR CHARGE TO STARTER
W31	WHITE	12 AWG	27.0	12065685	12066614	RY3-87		1/4" QUICK DISCONNECT		CRANK SIGNAL FROM RELAY (+)
W32	RED	12 AWG	36.0	12065685	12066614	RY2-87		#10 RING TERM		PREHEAT SIGNAL FROM RELAY (+)
W33										
W34										
W35	RED	12 AWG	12.0	FUSE HOLDER	50 AMP	B		SPUCE W/W1		PREHEAT RELAY BATTERY POSITIVE (+)
W36	RED	12 AWG	16.5	FUSE HOLDER	50 AMP	A	12065685	12066614	RY2-30	PREHEAT RELAY BATTERY POSITIVE (+)
W37	RED	12 AWG	6.0	12065685	12066614	RY3-30		SPUCE W/W1		CRANK RELAY BATTERY POSITIVE (+)
W38	RED	16 AWG	32.0	7123-2228	??????????	1		SPUCE W/W22		FUEL FEED PUMP SIGNAL (+)
W39	BLACK	16 AWG	32.0	7123-2228	??????????	2		SPUCE W/W2		FUEL FEED PUMP GROUND (-)
W40	GREEN	18 AWG	22.0	282191-1	929939-3	1	12065685	12066614	RY4-86	WATER IN FUEL SIGNAL TO RELAY (+)
W41	RED	18 AWG	32.0	282191-1	929939-3	2		SPUCE W/W22		WATER IN FUEL BATTERY POSITIVE (+)
W42	BLACK	18 AWG	32.0	282191-1	929939-3	3		SPUCE W/W2		WATER IN FUEL GROUND (-)
W43										
W44										
W45										
W46										
W47										
W48	RED	12 AWG	6.0	FUSE HOLDER	25 AMP	A		SPUCE W/W1		MAIN RELAY BATTERY POSITIVE (+)
W49	RED	12 AWG	4.0	FUSE HOLDER	25 AMP	B	12065685	12066614	RY1-30	MAIN RELAY BATTERY POSITIVE (+)
W50	BLACK	18 AWG	32.0	12065685	12066614	RY4-30		SPUCE W/W34		WATER IN FUEL RELAY GROUND (-)
W51	BLACK	18 AWG	6.0	12065685	12066614	RY4-85		SPUCE W/W34		WATER IN FUEL RELAY GROUND (-)
W52										
W53										
W54										
W55	RED	18 AWG	6.0	12065685	12066614	RY1-88		SPUCE W/W48		MAIN RELAY BATTERY POSITIVE (+)
W56										
W57										
W58										
W59										

\* DENOTES TWISTED PAIR NORTHWIRE J1939202-001  
\*\* COLLOCATE W6 & W13 IN DT06-0BSA (S)

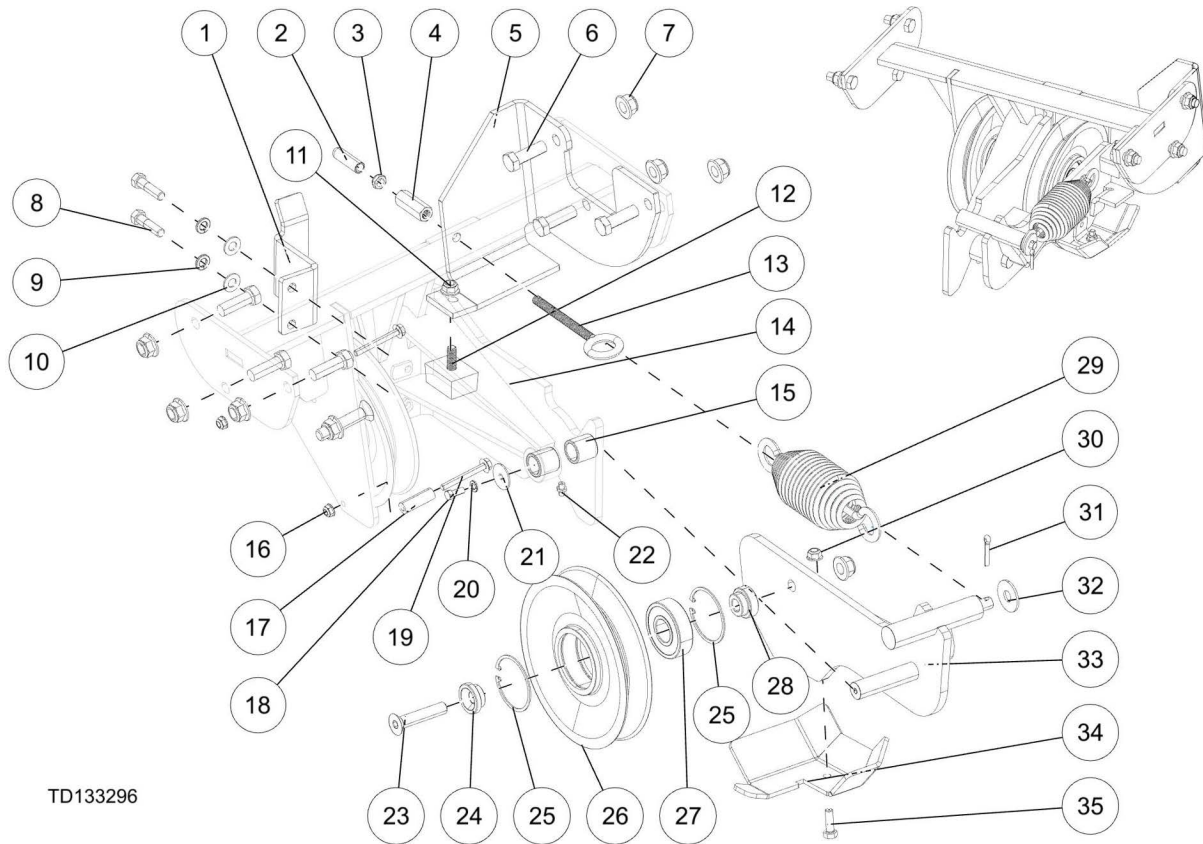
### 4.12 Electronic Components



**SEE SECTION CHASSIS WIRING HARNESS FOR WIRE INFORMATION**

REF	PART #	DESCRIPTION	COMMENTS	QTY.
1	F05010-220	Nut, 1/4-20 Flanged Hex Nylock		9
2	073642	Solenoid, 12V 150A Reversing		1
3	F05011-11	Washer, 1/4 SAE Flat		8
4	F05005-101	Bolt, 1/4-20 X 1 Hex Head Gr5		4
5	053440	Breaker, 60A Hi-Amp Panel Mount		1
6	F05015-28	Screw, #6-32X1/2 Phil Pan HD T23, ZN		2
7	073829	Diode Assembly, 40A D-55 Power Rectifier		1
8	F05010-59	Nut, #6-32 Keps		2
9	F05004-126	Bolt, #10-24x3/4 CrSI PH		4
10	122249	Junction Block, Dual Stud, 3/8"		2
11	F05010-14	Nut, #10-24 Keps		4
12	F05005-113	Bolt, 1/4-20x3/4 Carriage		1
13	F05005-129	Bolt, 1/4-20x3/4 HH		4
14	122147	Plate, Power Dist Module Mount		1

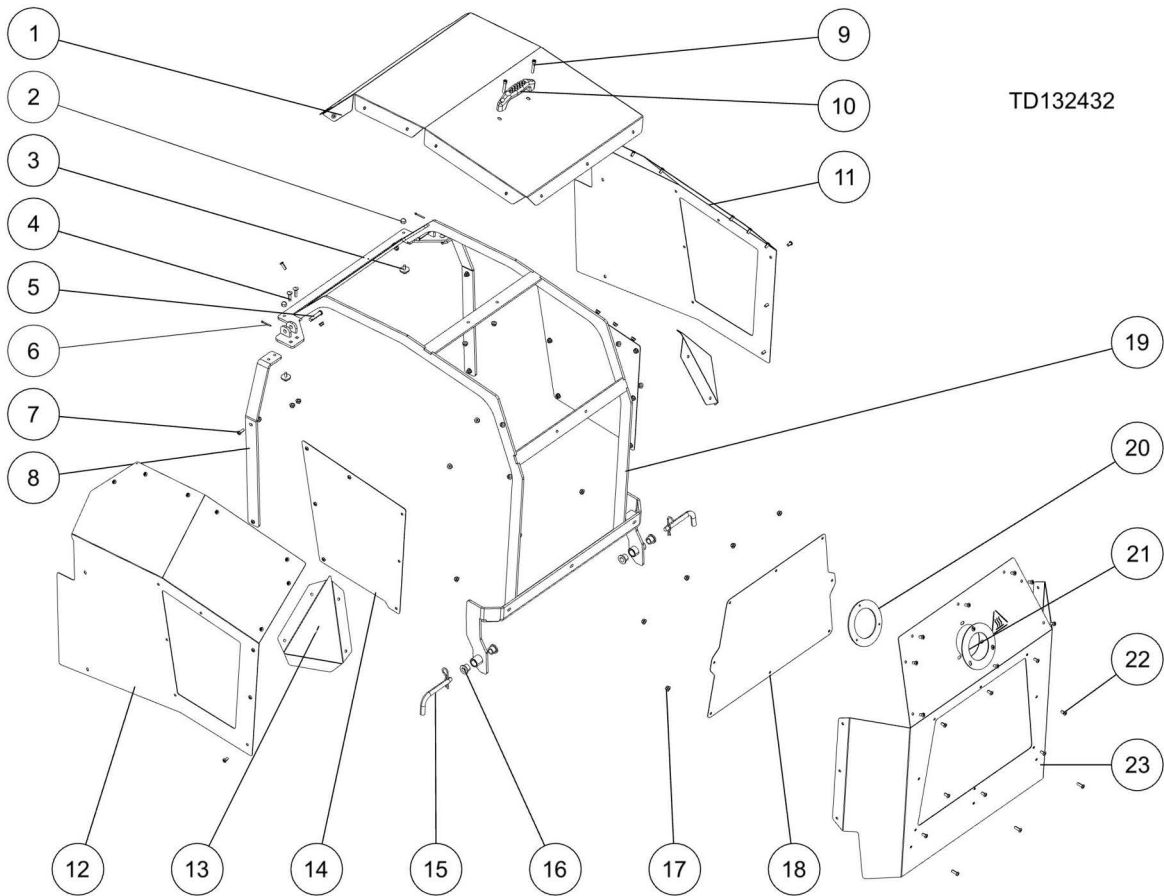
### 4.13 Mule Drive Assembly



TD133296

REF	PART #	COMMENTS	QTY.
	133296	Assembly, Mule Drive	1
1	124890	Bracket, Belt Guide	1
2	124456	Cap, Round, 3/8IDx1-1/2	1
3	F05010-124	Nut, 3/8-16 Half Nylock	1
4	F05010-255	Nut, 3/8-16x1 3/4, FT Coupling Gr5 Zinc	1
5	132028	Bracket, Mule Mount	1
6	F05008-33	Bolt, 1/2-13x1 1/2 HH Gr5	6
7	F05010-223	Nut, 1/2-13 Flanged Hex Nylock	8
8	F05007-78	Bolt, 3/8-16X1 1/2 HH Gr5, Znc	2
9	F05011-4	Washer, 3/8 Split Lock	2
10	F05011-3	Washer, 3/8 Flat SAE	2
11	F05010-222	Nut, 3/8-16 Flanged Hex Nylock	1
12	106113	Bumper, Rectangular - 3/8-16 x 1 Stud	1
13	124095	Bolt, 3/8-16x4 (1ID) Eye	1
14	133297	Weldment, Mule Drive Idler Mount	1
15	029842	Bushing, 3/4 ID x 1 OD x 1 Oil	2
16	F05010-220	Nut, 1/4-20 Flanged Hex Nylock	2
17	048149	Boss, Shield Mounting	2
18	F05005-137	Bolt, 1/4-20x5/8 HH GR5	1
19	F05005-180	Screw, 1/4-20x2 1/4 FT Znc PI Flange Cap	2
20	F05011-14	Washer, 1/4 Split Lock	1
21	F05011-12	Washer, 1/4 Fender	1
22	P107	Fitting, 1/4-28 Straight Grease	1
23	F05008-204	Screw, 1/2-13x2-1/2 FSCS Znc	2
	106039	Pulley Assy, 7-1/4 OD Idler C-Groove Dee	2
24	106037	Boss, Idler Pulley Standoff	1
25	F04254-69	Ring, 2 5/16 ID Internal	2
26	106038	Pulley, 7-1/4 OD Idler C-Groove Deep	1
27	124105	Bearing, 25mmIDx62mmOD Radial Ball	1
28	106036	Boss, Idler Pulley Standoff	1
29	124086	Spring, Swivel Hook Ext. Dbl Rate	1
30	F05010-221	Nut, 5/16-18 Flanged Hex Nylock	1
31	F05012-21	Pin, 3/16x1 Cotter, Zn	1
32	F05011-68	Washer, 1/2 Standard Flat	1
33	124702	Weldment, Idler Arm	1
34	124459	Bracket, Idler Skid	1
35	F05006-27	Bolt, 5/16-18 x 1 Gr 5 HH	1

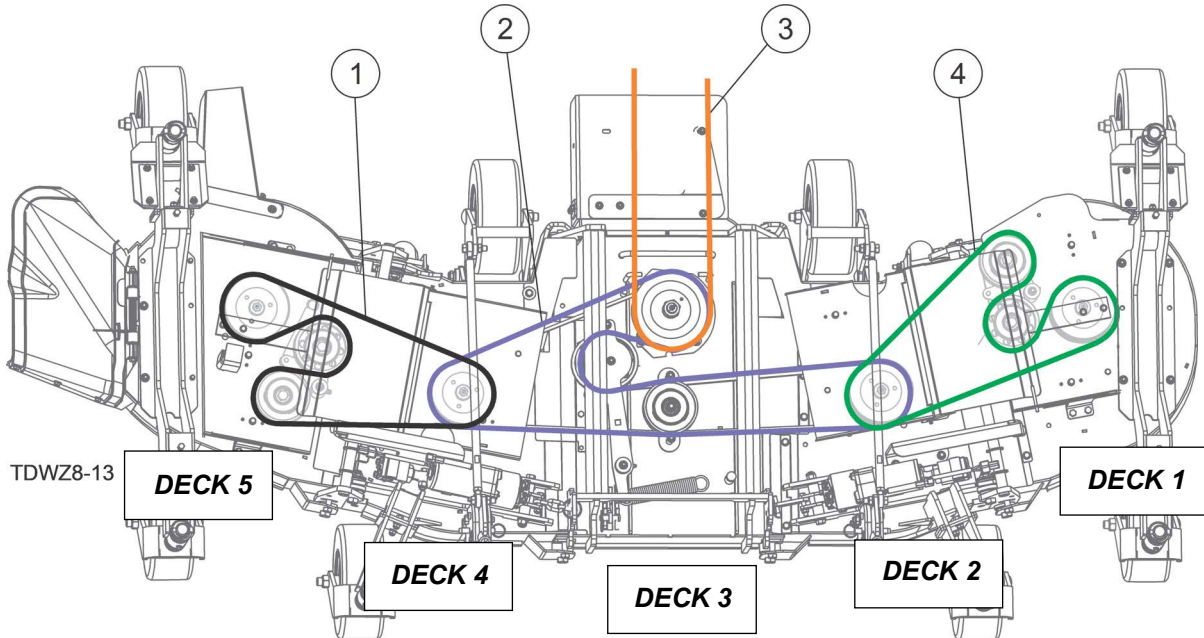
### 4.14 Hood Assembly



REF	PART #	DESCRIPTION	COMMENTS	QTY.
	132432	Assembly, Hood		1
1	132434	Bracket, Hood Top Skin		1
2	F05010-48	NUT 1/4-20 ACORN ZINC		2
3	028235	Pad, Seat/Hood Rubber Bumper		2
4	F05005-34	BOLT, 1/4-20 X 1 CARR		4
5	F05012-176	Pin, 3/8 x 1 5/8 Clevis Zinc		2
6	F05012-1	Pin, 1/8x1 Cotter		2
7	F05005-201	Screw, 1/4-20x3/4 SBHC		9
8	122073	Bracket, Hood Side Support		2
9	F05005-122	Screw, 1/4-20x1 1/2 BO SHC		2
10	073215	Handle, Hood		1
11	122160	Bracket, Hood Side Skin RH		1
12	122151	Bracket, Hood Side Skin LH		1
13	122153	Bracket, Hood Corner Skin		2
14	122187	Plate, Side Screen		2
15	X200-986	Pin, Bent Pull, 1/2x3 w/Hairpin, Zinc		2
16	122332	Bushing, 17/32x3/4x1/2 Flanged		4
17	F05010-220	Nut, 1/4-20 Flanged Hex Nylock		58
18	123016	Plate, Rear Screen		1
19	132433	Weldment, Hood		1
20	135059	Plate, Exhaust Lock		1
21	135058	Ring, Exhaust Vanity		1
22	F05005-112	Screw, 1/4-20x1/2 BHSC SS		46
23	132236	Bracket, Hood Rear Skin		1

## SECTION 5 DECKS

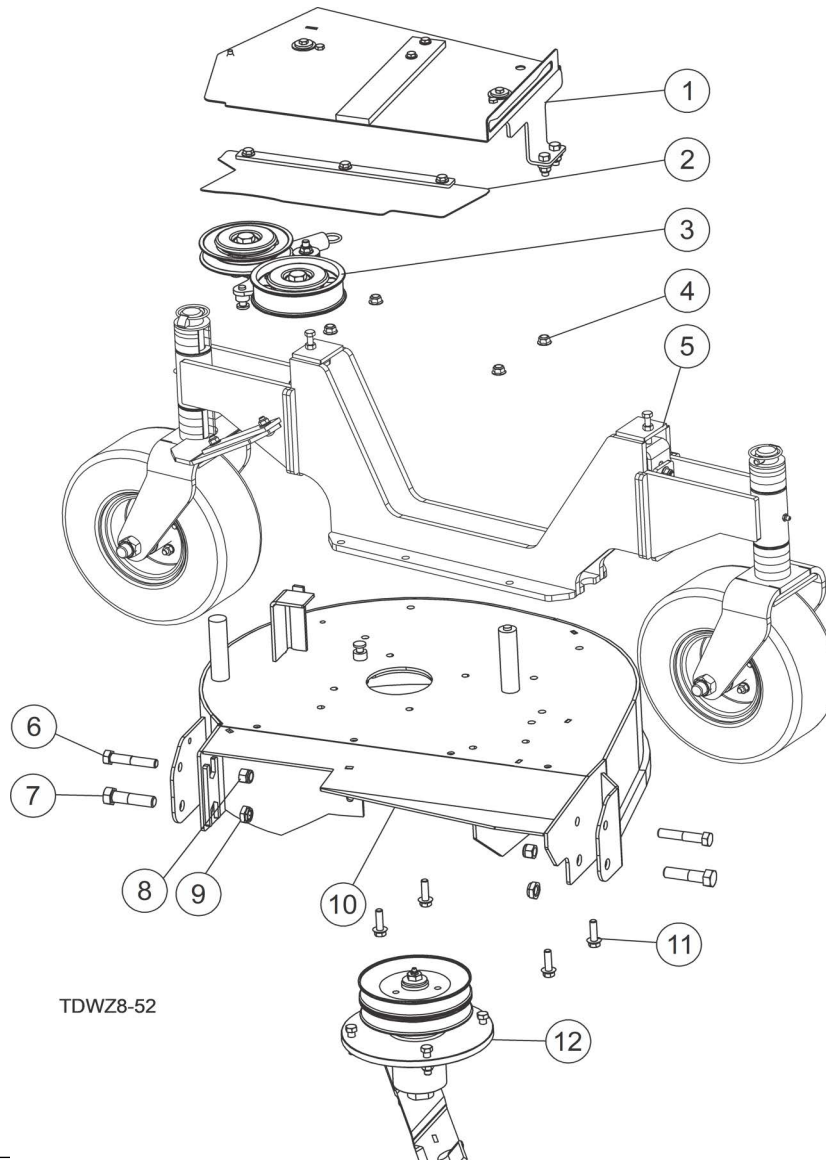
### 5.1 Deck Overview



REF	PART #	DESCRIPTION	COMMENTS	QTY.
1	041630	Belt, Insta-Power 85830		1
2	049855	Belt, B128		1
3	124531	Belt, C-Section Mule Drive	Used after 3/30/2021	1
	124177	Belt, C-Section Mule Drive	Used before 3/30/2021	1
4	041630	Belt, Insta-Power 85830		1
	124262	<b>ASSEMBLY, WZ600/WZ800 DECK #1</b>		
	124135	<b>ASSEMBLY, WZ600/WZ800 DECK #2</b>		
	124134	<b>ASSEMBLY, WZ600/WZ800 DECK #3</b>		
	124136	<b>ASSEMBLY, WZ800 DECK #4</b>		
	124242	<b>ASSEMBLY, WZ800 DECK #5</b>		

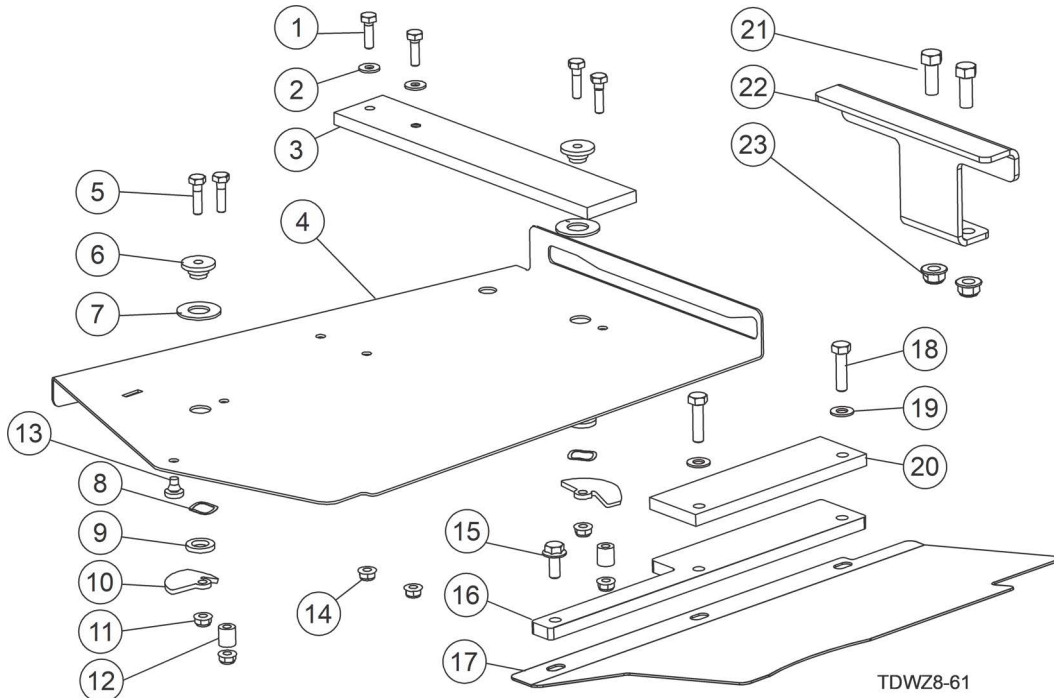


## 5.2 Deck 1 Overview



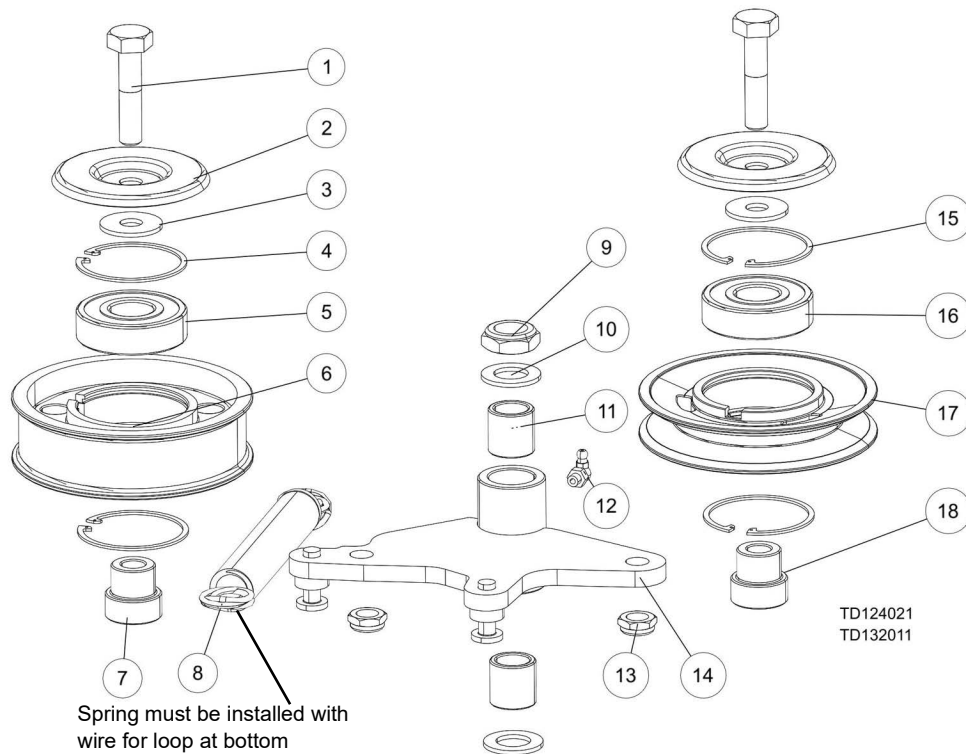
REF	PART #	DESCRIPTION	COMMENTS	QTY.
	124262	Assembly, WZ600/WZ800 Deck #1		1
1	124301	Assembly, Cover	See Section <a href="#">Deck 1 Covers</a>	1
2	124575	Door Assembly, #1 Deck Trap	See Section <a href="#">Deck 1 Covers</a>	1
3	132011	Assembly, Idler	See Section <a href="#">Deck 1 Idler Assembly</a>	1
4	F05010-222	Nut, 3/8-16 Flanged Hex Nylock		6
5	124492	Assembly, Caster	See Section <a href="#">Caster Assembly</a>	1
6	F05008-144	Bolt, 1/2-13x2 3/4 HH Gr5 Znc		2
7	F05009-20	Bolt, 5/8-11x2 1/2 Gr5 HH		2
8	F05010-8	Nut, 1/2-13 Nyl Hex Lock		2
9	F05010-185	Nut, 5/8-11 FlexLoc		2
10	124983	Weldment, WZ600/WZ800 Deck #1		1
11	F05007-131	Bolt, 3/8-16x1 1/4 Whiz Lock		4
12	124141	Assembly, Spindle, WZ 21"	See Section <a href="#">Decks 1, 2, 4, and 5 Spindle Assembly</a>	1

### 5.3 Deck 1 Covers



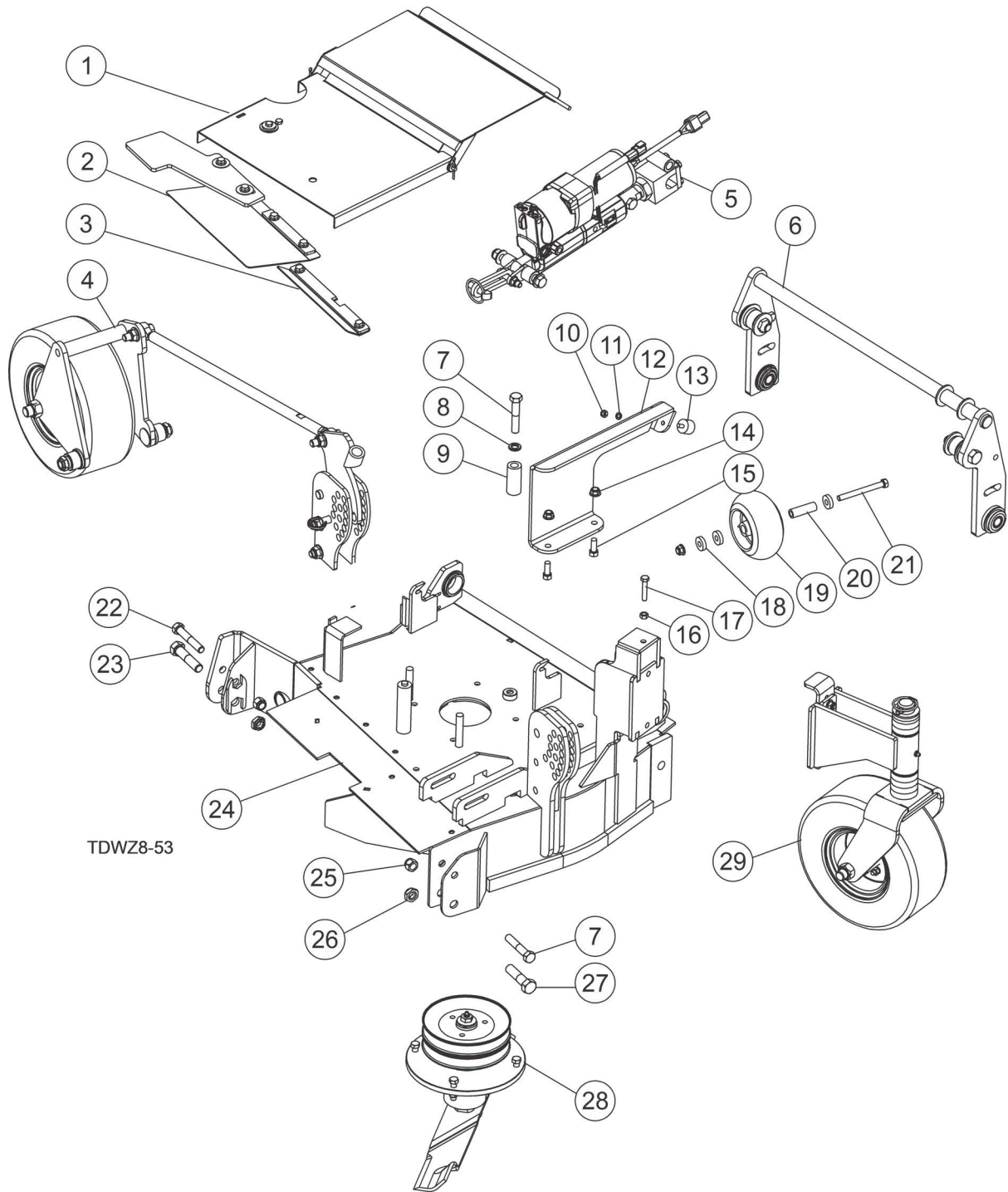
REF	PART #	DESCRIPTION	COMMENTS	QTY.
	124301	Assembly, Cover		1
1	F05005-43	Screw, 1/4-20x7/8 HHC Gr5		2
2	F05011-11	Washer, 1/4 SAE Flat		2
3	124218	Pad, Guide		1
4	124302	Bracket, Cover		1
	124462	Assembly, Latch Kit		2
5	F05005-101	Bolt, 1/4-20x1 HH Gr5		2
6	124449	Bushing, T Latch		1
7	F05011-151	Washer, 5/8 Special Flat		1
8	124454	Washer, Wave		1
9	124452	Bushing, Latch Spacer		1
10	124451	Bracket, Latch		1
11	F05010-220	Nut, 1/4-20 Flanged Hex Nylock		2
12	124455	Bushing, Spacer		1
13	059083	Bumper, Rubber Button		1
14	F05010-220	Nut, 1/4-20 Flanged Hex Nylock		2
	124575	Door Assembly, #1 Deck Trap		1
15	F05006-160	Bolt, 5/16-18x3/4 GR5 FHCS Serrated		1
16	124574	Plate, #1 Deck Trap Door Clamp		1
17	059096	Door, #1 Deck Trap		1
18	F05006-93	Bolt, 5/16-18x1 1/4 HH FT Gr5		2
19	F05011-17	Washer, 5/16 SAE Flat		2
20	124576	Pad, UHMW 2x7x3/8		1
21	F05007-7	Bolt, 3/8-16x1 HH		2
22	124338	Bracket, Cover Mount		1
23	F05010-222	Nut, 3/8-16 Flanged Hex Nylock		2

## 5.4 Deck 1 Idler Assembly



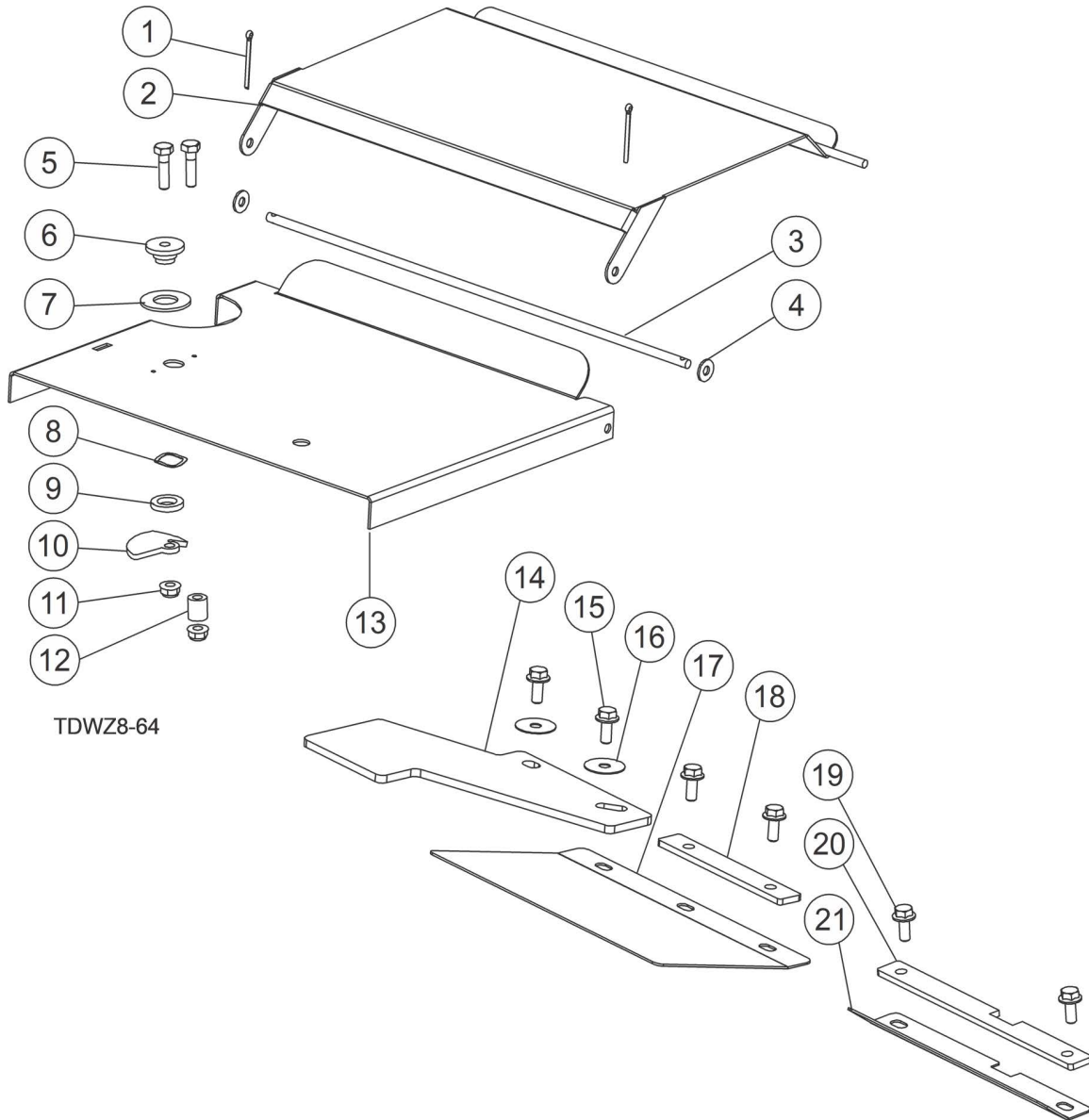
REF	PART #	DESCRIPTION	COMMENTS	QTY.
	132011	Assembly, Idler		1
<b>1</b>	F05008-10	Bolt, 1/2-13x2 1/4 Hex Head GR5		2
<b>2</b>	062051	Washer, Water Shed Pulley		2
<b>3</b>	F05011-68	Washer, 1/2 Standard Flat		2
	045295	Pulley Assembly 5in OD Idler		1
<b>4</b>	F04254-69	Ring, 2 5/16 ID Internal		4
<b>5</b>	P08066	Bearing, 6305 62ODx25IDx17W		2
<b>6</b>	045296	Pulley, 5 OD Idler		1
<b>7</b>	045297	Boss, Idler Pulley Standoff		2
<b>8</b>	P410	Spring, 1x7 Extension	Spring must be installed with wire for loop at bottom	1
<b>9</b>	F05010-122	Nut, 3/4-10 Half Nyloc		1
<b>10</b>	F05011-77	Washer, 3/4 AN Yel/Cad		2
<b>11</b>	029842	Bushing, 3/4 ID x 1 OD x 1 Oil		2
<b>12</b>	P123	Fitting, Grease 90 Deg. 1/4-28		1
<b>13</b>	F05010-127	Nut, 1/2-13 Half Nylock, Znc		2
<b>14</b>	132009	Weldment, Idler Arm		1
	105249	Pulley Assembly 5in OD Idler Tall		1
<b>15</b>	F04254-69	Ring, 2 5/16 ID Internal		4
<b>16</b>	P08066	Bearing, 6305 62ODx25IDx17W		2
<b>17</b>	045270	Pulley, 5-1/4 OD Idler B-Groove		1
<b>18</b>	045297	Boss, Idler Pulley Standoff		1

### 5.5 Deck 2 Overview



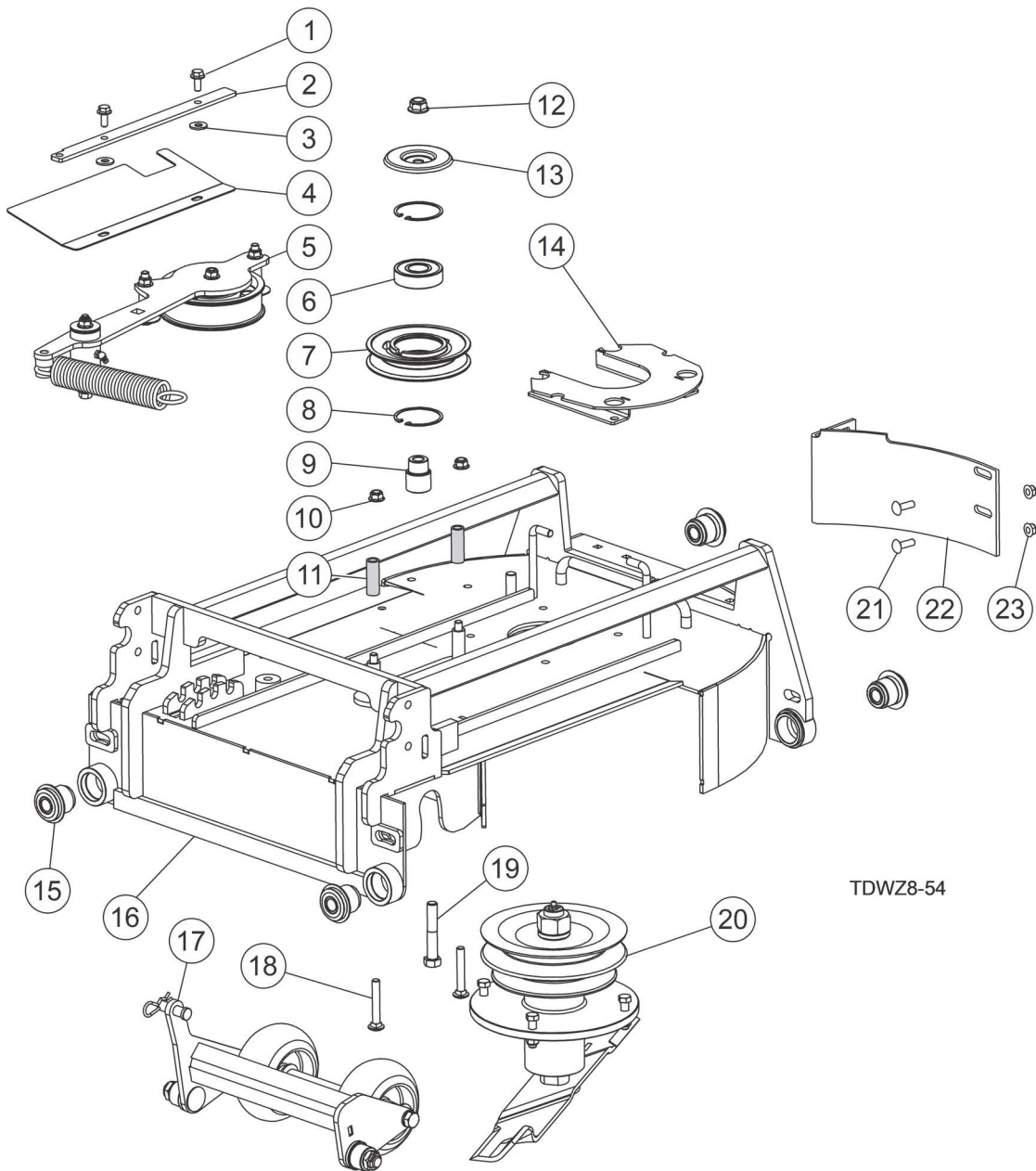
REF	PART #	DESCRIPTION	COMMENTS	QTY.
	124135	Assembly, WZ600/WZ800 Deck #2		1
1	124440	Assembly, Cover	See Section <a href="#">Deck 2 Covers</a>	1
2	064558	Door Assembly, #2 Trap		1
3	064661	Door Assembly, #2 Trap		1
4	124189	Assembly, Wheel	See <a href="#">Section Rear Wheel Adjustment Assembly</a>	1
5	124364	Assembly, #2 Deck Lift Hinge	See <a href="#">Section Deck Lift Actuator</a>	1
6	124228	Weldment, #2 Deck Hinge	See <a href="#">Section Wing Deck Hinges</a>	1
7	F05008-144	Bolt, 1/2-13x2 3/4 HH Gr5 Znc		2
8	F05011-9	Washer, 1/2 Split Lock		1
9	059078	Tube, Belt Keeper		1
	124367	Assembly, Deck Stop		1
10	F05010-63	Nut, 1/4-20 Free Zinc		1
11	F05011-11	Washer, 1/4 SAE Flat		1
12	124366	Weldment, Deck Stop		1
13	124504	Bumper, 1x3/4 Hard Silicone Rubber		1
14	F05010-222	Nut, 3/8-16 Flanged Hex Nylock		5
15	F05007-7	Bolt, 3/8-16x1 HHC		4
16	F05006-81	Bolt, 5/16-18x1 3/4 FT Gr5		1
17	F05010-17	Nut, 5/16-18 Hex		1
18	124162	Washer, .39IDx1.00ODx1/4		3
19	105292	Wheel, 5 In Dia Anti-Scalp 5/8 Hole		1
20	124161	Bushing, Anti-Scalp		1
21	F05007-136	Bolt, 3/8-16x3 3/4 HH Gr5		1
22	F05008-134	Bolt, 1/2-13x3 1/4 HH Gr5-		1
23	F05009-37	Bolt, 5/8-11x3 HH Gr5		1
24	124163	Weldment, WZ600/WZ800 Deck #2		1
25	F05010-8	Nut, 1/2-13 Nyl Hex Lock		2
26	F05010-185	Nut, 5/8-11 FlexLoc		2
27	F05009-20	Bolt, 5/8-11x2 1/2 Gr5 HH		1
28	124141	Assembly, Spindle, WZ 21"	See <a href="#">Section Decks 1, 2, 4, and 5 Spindle Assembly</a>	1
29	124482	Assembly, Yoke, Height Adjust	See <a href="#">Section Wheel Yoke</a>	1

### 5.6 Deck 2 Covers



REF	PART #	DESCRIPTION	COMMENTS	QTY.
	124440	Assembly, Cover		1
1	F05012-3	Pin, 1/8x3/4 Cotter		2
2	124221	Weldment, Cover Door		1
3	124219	Rod, Cover Pivot		1
4	F05011-11	Washer, 1/4 SAE Flat		2
	124462	Assembly, Latch Kit		2
5	F05005-101	Bolt, 1/4-20x1 HH Gr5		2
6	124449	Bushing, T Latch		1
7	F05011-151	Washer, 5/8 Special Flat		1
8	124454	Washer, Wave		1
9	124452	Bushing, Latch Spacer		1
10	124451	Bracket, Latch		1
11	F05010-220	Nut, 1/4-20 Flanged Hex Nylock		2
12	124455	Bushing, Spacer		1
13	124441	Bracket, Cover		1
	064558	Door Assembly, #2 Trap		1
14	067376	Door, #2/4 Deck Trap		1
15	F05006-160	Bolt, 5/16-18x3/4 GR5 FHCS Serrated		4
16	F05011-50	Washer, 5/16x1 1/4 Fender		2
17	059797	Door, #2 Deck Trap		1
18	064560	Clamp Plate, #2 Deck Trap Door		1
	064661	Door Assembly, #2 Trap		1
19	F05006-160	Bolt, 5/16-18x3/4 GR5 FHCS Serrated		2
20	064663	Clamp Plate, #2 Deck Trap Door		1
21	064662	Door, #2 Deck Trap		1

### 5.7 Deck 3 Overview

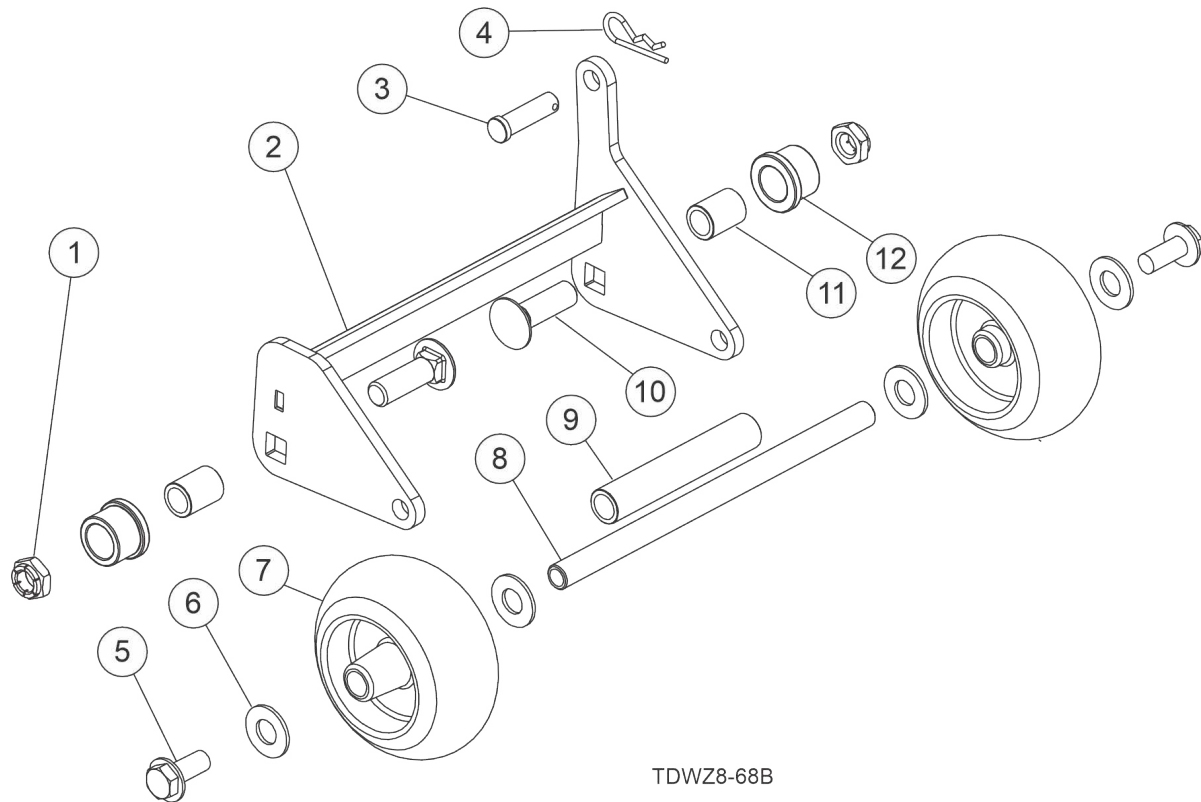


TDWZ8-54



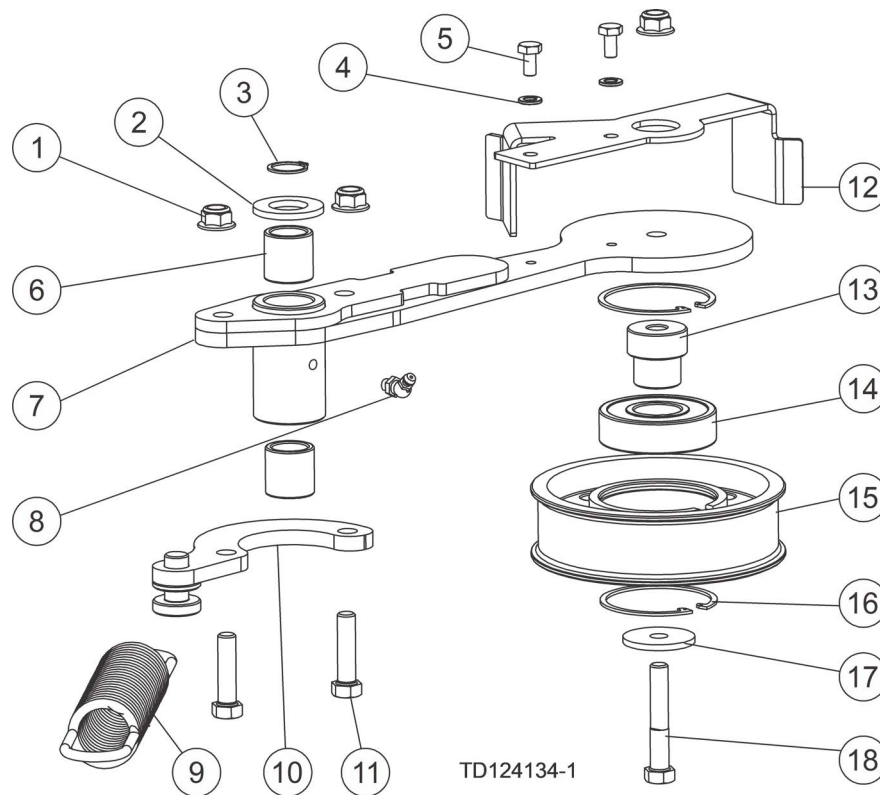
REF	PART #	DESCRIPTION	COMMENTS	QTY.
	124134	Assembly, WZ600/WZ800 Deck #3		1
<b>1</b>	F05006-160	Bolt, 5/16-18x3/4 GR5 FHCS Serrated		2
<b>2</b>	064570	Clamp Plate, #3 Deck Trap Door		1
<b>3</b>	F05011-16	Washer, 5/16 Standard Flat		2
<b>4</b>	064569	Door, 521E/Z #3 Deck Trap		1
<b>5</b>	124327	Assembly, Idler	<a href="#">(See Section 5.10)</a>	1
	124185	Assembly, Idler Pulley		1
<b>6</b>	124105	Bearing, 6305-2RLD(S)		1
<b>7</b>	045270	Pulley, 5 OD Idler, V Groove		1
<b>8</b>	F04254-69	Ring, 2 5/16 ID Internal		2
<b>9</b>	124186	Boss, Idler Pulley Standoff		1
<b>10</b>	F05010-222	Nut, 3/8-16 Flanged Hex Nylock		2
<b>11</b>	124187	Tube, Belt Guide		2
<b>12</b>	F05010-223	Nut, 1/2-13 Flanged Hex Nylock		1
<b>13</b>	062051	Washer, Water Shed Pulley		1
<b>14</b>	124994	Plate Weldment, Deck Belt Guard		1
<b>15</b>	049870	Bushing, Urethane Pivot		4
<b>16</b>	124168	Weldment, WZ600/WZ800 Deck #3		1
<b>17</b>	058428	Roller Assembly, 521E/Z Anti-scalp	<a href="#">(See Section 5.8)</a>	1
<b>18</b>	F05007-234	Bolt, 3/8-16x2 1/2 Gr5 Carriage		2
<b>19</b>	F05008-23	Bolt, 1/2-13x3 HH Gr5		1
<b>20</b>	124174	Assembly, Spindle, WZ 21" Center	<a href="#">(See Section 5.20)</a>	1
<b>21</b>	F05006-153	Bolt, 5/16-18x-1-1/2 Carriage		2
<b>22</b>	061881	Mulching Plate, #3		1
<b>23</b>	F05010-221	Nut, 5/16-18 Flanged Hex Nylock		2

### 5.8 Deck 3 Anti-scalp Rollers



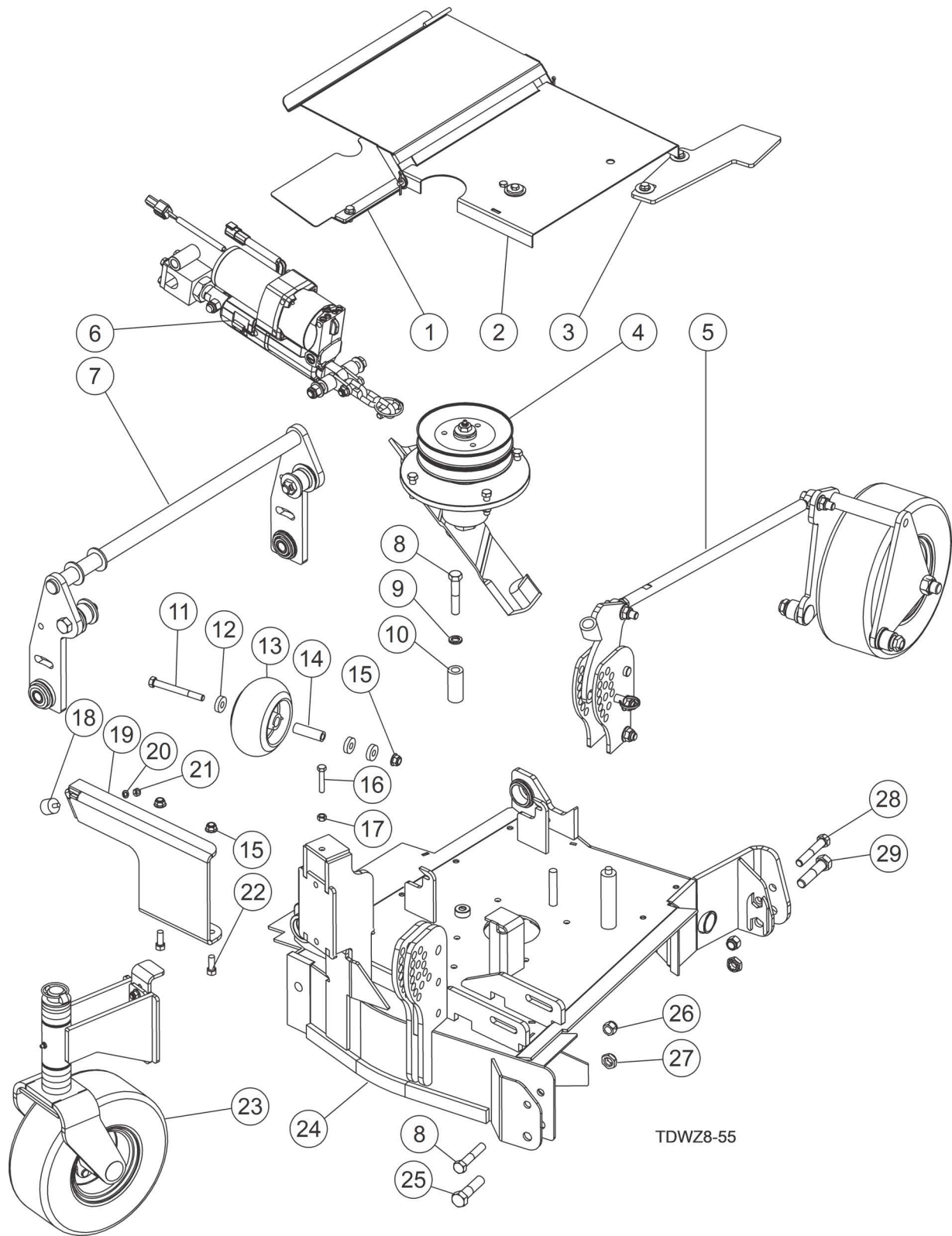
REF	PART #	DESCRIPTION	COMMENTS	QTY.
	058428	Roller Assembly, Anti-Scalp		1
1	F05010-185	Nut, 5/8-11 FlexLoc		2
2	058589	Frame Weldment, 521E/Z Anti-scalp		1
3	F05012-70	Pin, 1/2" x 1 3/4" Clevis Yzc		1
4	P05059	Pin, 1/8" x 1 13/16" Safety		1
5	F05008-205	Bolt, 1/2-13x1 FHCS Serrated Gr5		2
6	F05011-5	Washer, 5/8" SAE Flat		4
7	027013	Wheel, Anti-Scalp 5-5/8" hole		2
8	067316	Axle Rod, 3300 Anti-Scalp Roller		1
9	062168	Sleeve, 7/8" OD x 5" Long Bushing		1
10	F05009-116	Bolt, 5/8-11 x 2" Grade 5 Carriage		2
11	062149	Sleeve, .875x1.14 Lg Bushing		
12	062115	Bushing, .875 Bearing		

### 5.9 Deck 3 Idler Assembly



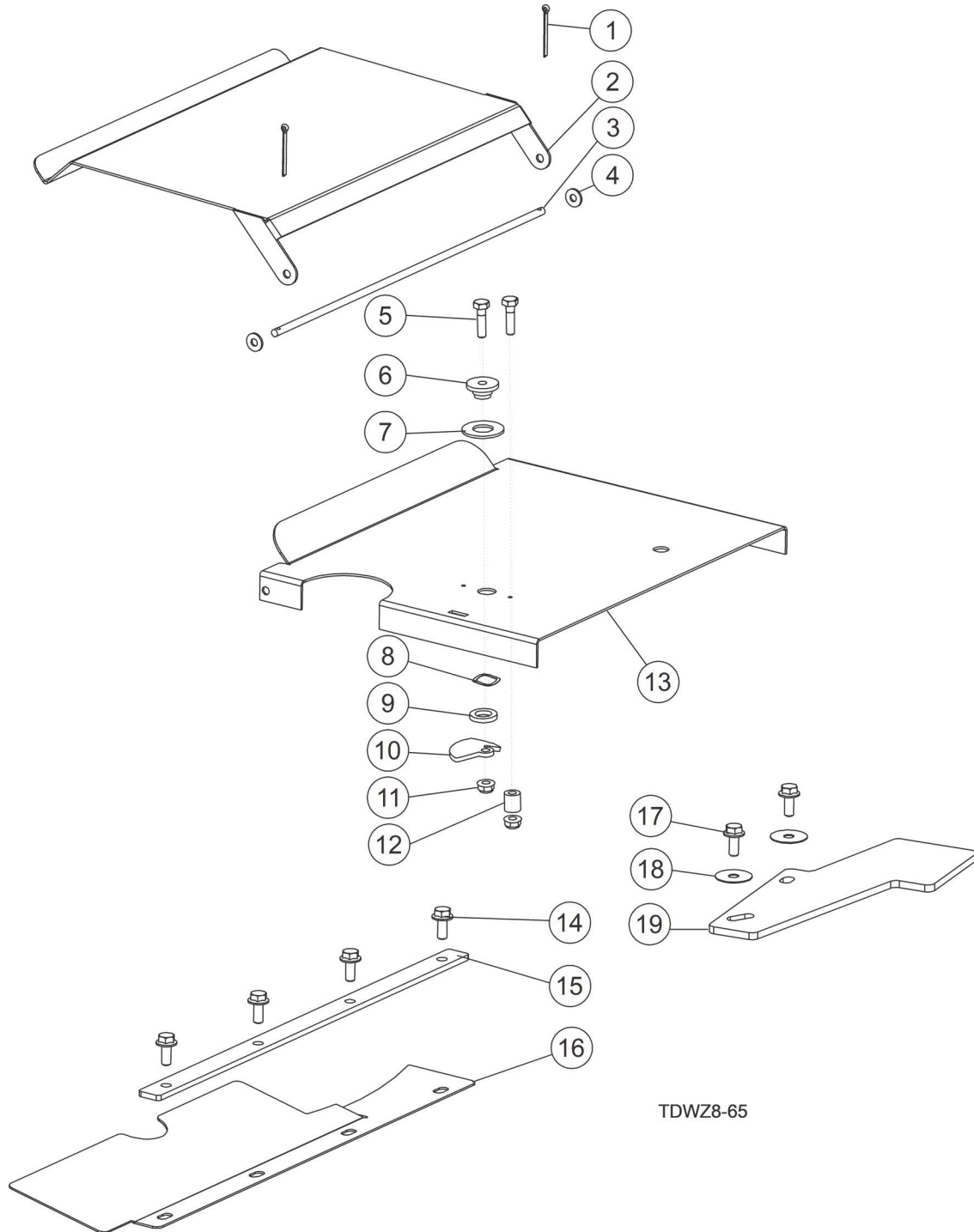
REF	PART #	DESCRIPTION	COMMENTS	QTY.
1	F05010-222	Nut, 3/8-16 Flanged Hex Nylock		3
2	F05011-62	Washer, 3/4 SAE Flat		1
3	F04254-46	Ring, 3/4 External Retaining		1
4	F05011-14	Washer, 1/4 Split Lock		2
5	F05005-79	Bolt, 1/4-20x1/2 HHC		2
	124971	Assembly, Idler Arm		1
6	029842	Bushing, 3/4 ID x 1 OD x 1 Oil		2
7	124968	Weldment, Idler Arm		1
8	P294	FITTING, 1/4-28 45 DEG. GREASE		1
9	072722	Spring, 1 1/2ODx8 1/2x.207 Ext. Dbl Rate		1
10	124972	Weldment, Spring Anchor		1
11	F05007-17	Bolt, 3/8-16 x 1 1/2 HH FT Znc		2
12	124989	Keeper, Deck Idler Belt		1
	124182	Assembly, Idler Pulley		1
13	124184	Boss, Idler Pulley Standoff		1
14	124105	Bearing, 6305-2RLD(S)		1
15	045296	Pulley, 5 OD Idler		1
16	F04254-69	Ring, 2 5/16 ID Internal		2
17	F05011-104	Washer, 3/8 x 1-1/2 x 1/8 Znc H		1
18	F05007-201	Bolt, 3/8-16X2-1/4 HH Gr5		1

### 5.10 Deck 4 Overview



REF	PART #	DESCRIPTION	COMMENTS	QTY.
	124136	Assy, WZ800 Deck #4		1
1	064574	Door Assy, #4 Deck Trap	<a href="#">5.11 Deck 4 Covers</a>	1
2	124225	Assy, Cover		1
3	064577	Door Assy, #4 Deck Trap		1
4	124141	Assy, Spindle, WZ 21"	<a href="#">5.18 Decks 1, 2, 4, and 5 Spindle Assembly</a>	1
5	124207	Assy, Wheel	<a href="#">5.22 Rear Wheel Adjustment Assembly</a>	1
6	124371	Assy, #4 Deck Lift Hinge	<a href="#">5.25 Deck Lift Actuator</a>	1
7	124227	Wldmt, #4 Deck Hinge	<a href="#">5.23 Wing Deck Hinges</a>	1
8	F05008-144	Bolt, 1/2-13x2 3/4 HH Gr5 Znc		2
9	F05011-9	Washer, 1/2 Split Lock		1
10	059078	Tube, Belt Keeper		1
11	F05004-123	Bolt, 3/8-16x3 1/2 HH Gr5		1
12	124162	Washer, .39IDx1.00ODx1/4		3
13	105292	Wheel, 5 In Dia Anti-Scalp 5/8 Hole		1
14	124161	Bushing, Anti-Scalp		1
15	F05010-222	Nut, 3/8-16 Flanged Hex Nylock		5
16	F05006-81	Bolt, 5/16-18x1 3/4 FT HH Gr5		1
17	F05010-17	Nut, 5/16-18 Hex		1
	124437	Assy, Deck Stop		1
18	124504	Bumper, Threaded Stud		1
19	124439	Weldment, Deck Stop		1
20	F05011-14	Washer, 1/4 Split		1
21	F05010-63	Nut, 1/4-20 Free Zinc		1
22	F05007-7	Bolt, 3/8-16x1 HHC		4
23	124482	Assy, Yoke, Height Adjust	<a href="#">5.24 Wheel Yoke</a>	1
24	124155	Wldmt, WZ800 Deck #4		1
25	F05009-20	Bolt, 5/8-11x2 1/2 Gr5 HH		1
26	F05010-8	Nut, 1/2-13 Nyl Hex Lock		2
27	F05010-185	Nut, 5/8-11 FlexLoc		4
28	F05008-23	Bolt, 1/2-13x3 HH Gr5		1
29	F05009-35	Bolt, 5/8-11x2 3/4 HH Gr5		3

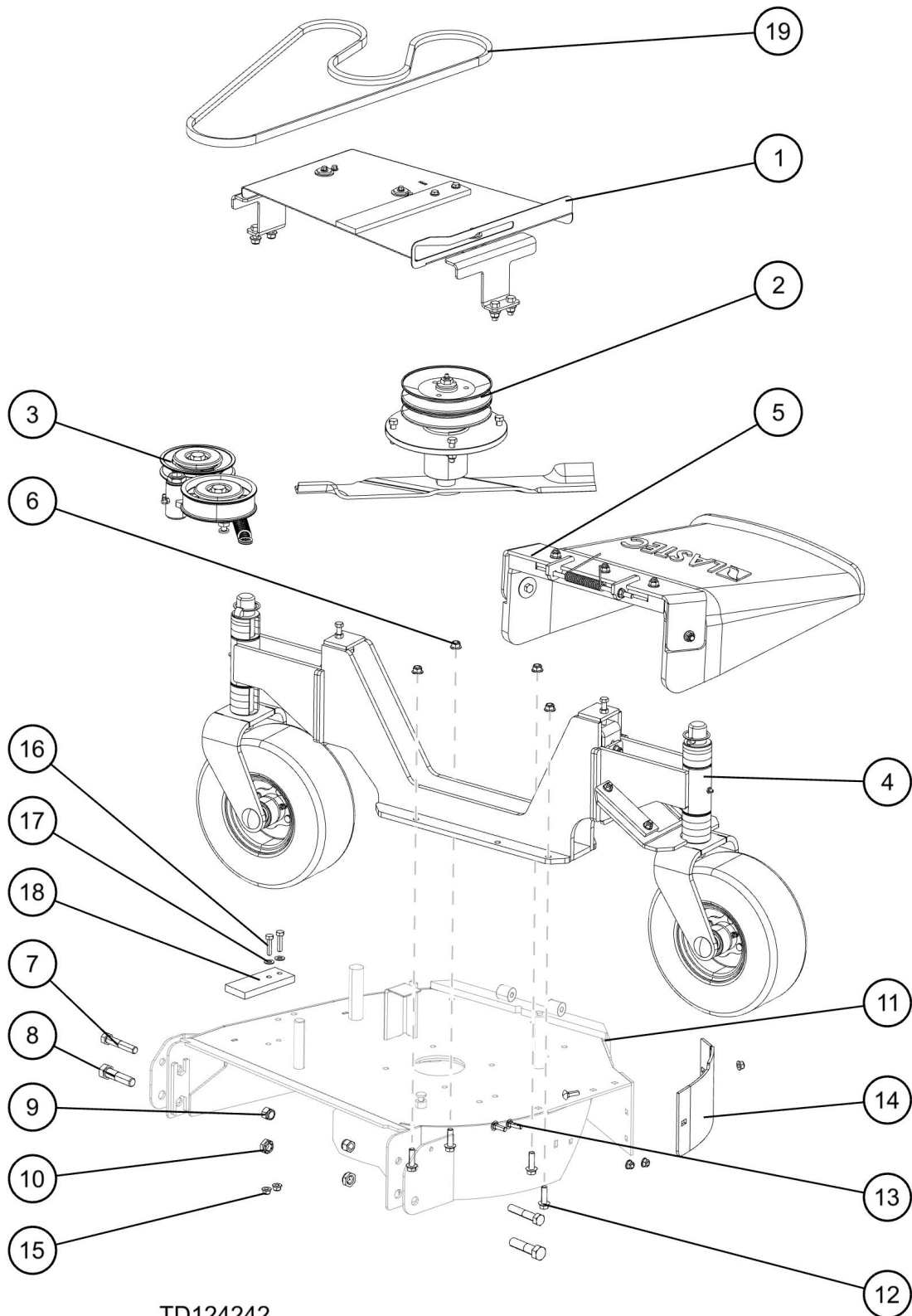
### 5.11 Deck 4 Covers



TDWZ8-65

REF	PART #	DESCRIPTION	COMMENTS	QTY.
	124225	Assembly, Cover		1
<b>1</b>	F05012-3	Pin, 1/8x3/4 Cotter		2
<b>2</b>	124221	Weldment, Cover Door		1
<b>3</b>	124219	Rod, Cover Pivot		1
<b>4</b>	F05011-11	Washer, 1/4 SAE Flat		2
	124462	Assembly, Latch Kit		2
<b>5</b>	F05005-101	Bolt, 1/4-20x1 HH Gr5		2
<b>6</b>	124449	Bushing, T Latch		1
<b>7</b>	F05011-151	Washer, 5/8 Special Flat		1
<b>8</b>	124454	Washer, Wave		1
<b>9</b>	124452	Bushing, Latch Spacer		1
<b>10</b>	124451	Bracket, Latch		1
<b>11</b>	F05010-220	Nut, 1/4-20 Flanged Hex Nylock		2
<b>12</b>	124455	Bushing, Spacer		1
<b>13</b>	124210	Bracket, Cover		1
	064574	Door Assembly, #4 Deck Trap		1
<b>14</b>	F05006-160	Bolt, 5/16-18x3/4 GR5 FHCS Serrated		4
<b>15</b>	064576	Clamp Plate, #4 Trap Door		1
<b>16</b>	064575	Door, #4 Deck Trap		1
	064577	Door Assembly, #4 Deck Trap		1
<b>17</b>	F05006-160	Bolt, 5/16-18x3/4 GR5 FHCS Serrated		2
<b>18</b>	F05011-50	Washer, 5/16x1 1/4 Fender		2
<b>19</b>	067376	Door, #2/4 Deck Trap		1

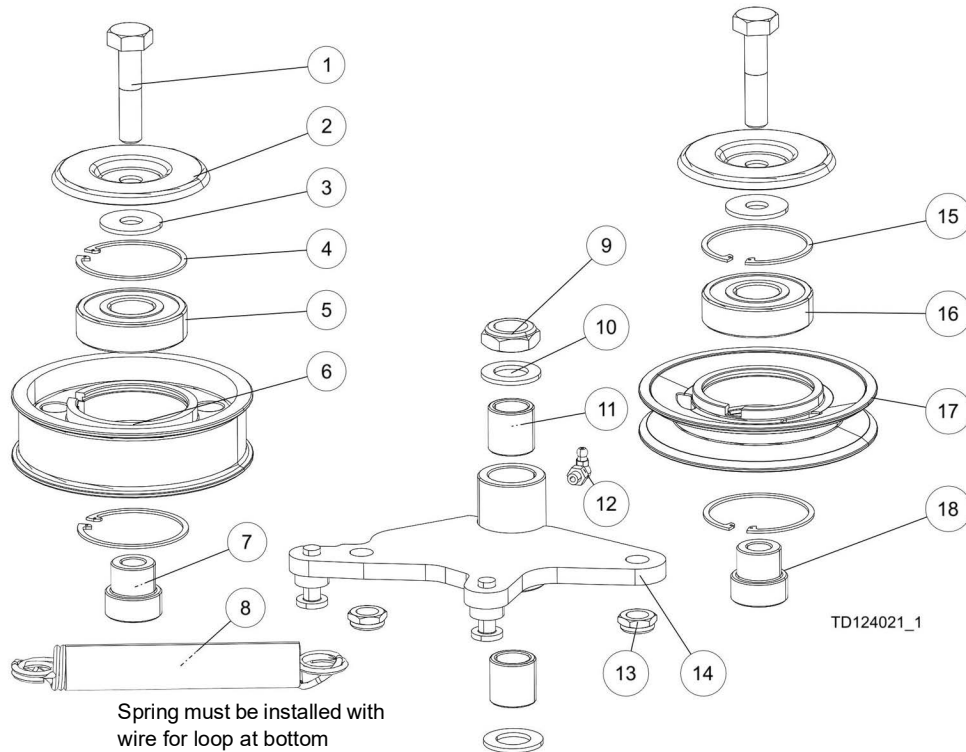
### 5.12 Deck 5 Overview





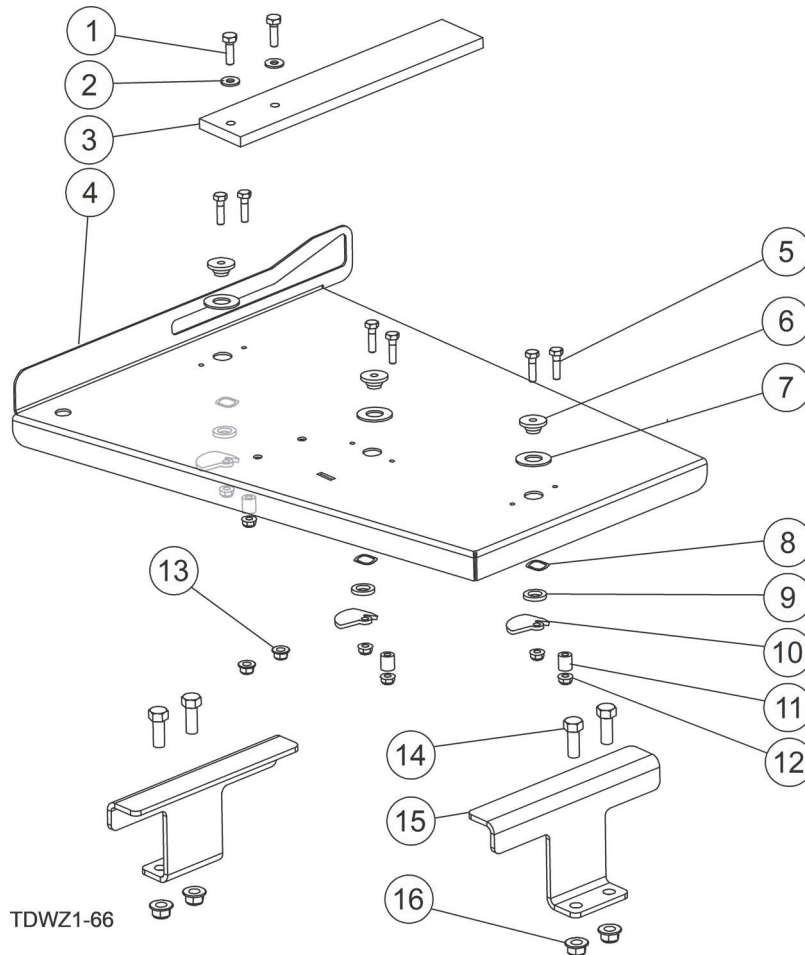
REF	PART #	DESCRIPTION	COMMENTS	QTY.
	124242	Assy, WZ800 Deck #5		1
1	124149	Assy, #5 Deck Cover	See <a href="#">5.14 Deck 5 Covers</a>	1
2	124141	Assy, Spindle, WZ 21"	See <a href="#">5.18 Decks 1, 2, 4, and 5 Spindle Assembly</a>	1
3	124143	Assy, Idler	See <a href="#">5.14 Deck 5 Idler Assembly</a>	1
4	124235	Assy, Caster	See See <a href="#">5.15 Caster Assembly</a>	1
5	133621	Assy, Chute	See <a href="#">5.16 Deck Side Chute</a>	1
6	F05010-222	Nut, 3/8-16 Flanged Hex Nylock		4
7	F05008-144	Bolt, 1/2-13x2 3/4 HH Gr5 Znc		2
8	F05009-20	Bolt, Hex Head 5/8-11x2 1/2 Gr5 Zinc		2
9	F05010-8	Nut, 1/2-13 Nyl Hex Lock		2
10	F05010-185	Nut, 5/8-11 Flexloc		2
11	124981	Weldment, WZ800 Deck #5		1
12	F05007-131	Bolt, 3/8-16x1 1/4 Whiz Lock		4
13	F05006-90	Bolt, 5/16-18x1 Carriage		3
14	124433	Mulching Plate, #5 Deck		1
15	F05010-221	Nut, 5/16-18 Flanged Hex Nylock		5
16	F05006-93	Bolt, 5/16-18x1-1/4 HH FT Gr5		1
17	F05011-17	Washer, 5/16 SAE Flat		2
18	124577	Pad, UHMW 4-3/4 x 2		1
19	041630	Belt, Insta-Power 85830		1

### 5.13 Deck 5 Idler Assembly



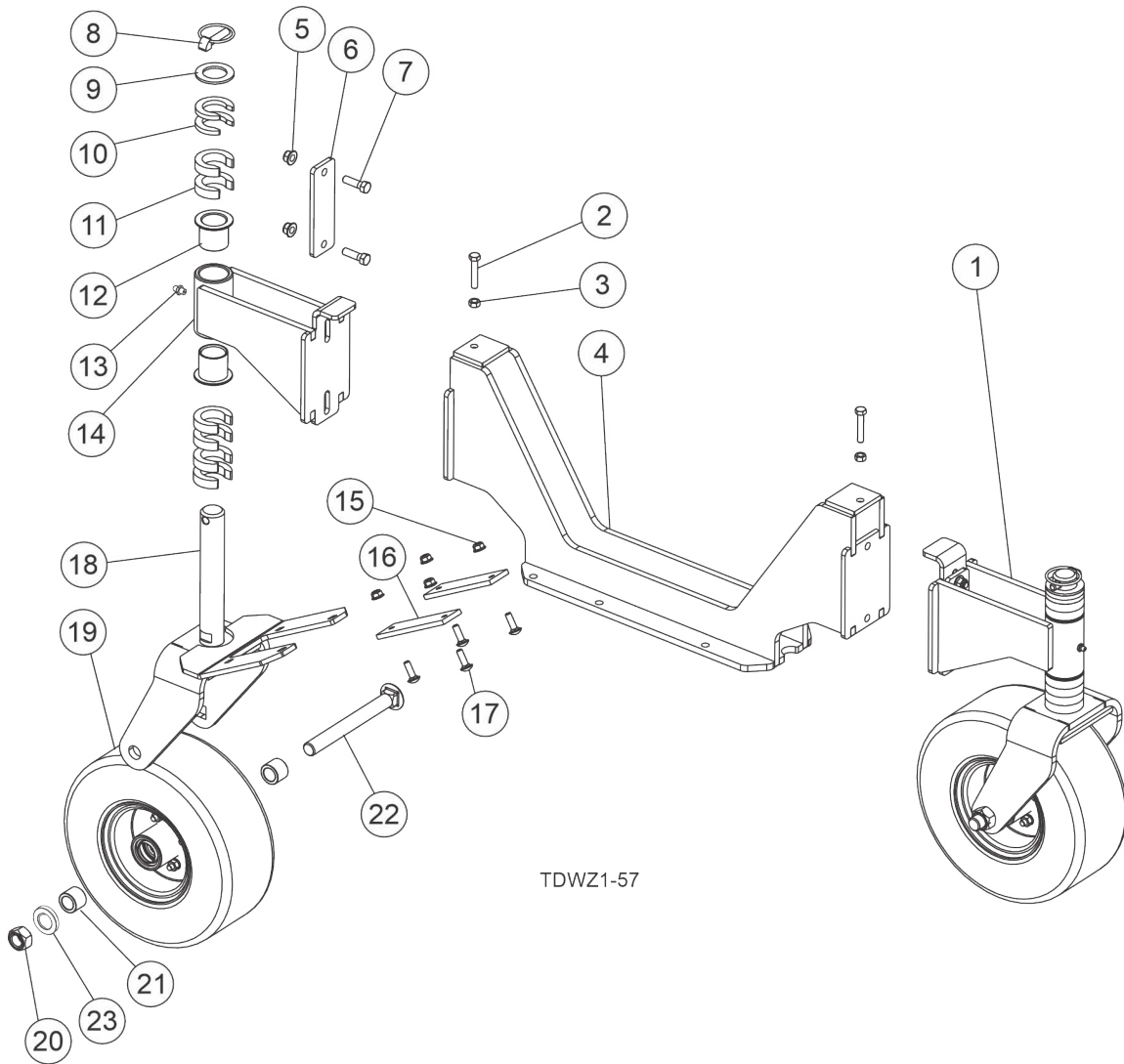
REF	PART #	DESCRIPTION	COMMENTS	QTY.
	132012	Assy, Idler		1
1	F05008-10	Bolt, 1/2-13x2 1/4 Hex Head GR5		2
2	062051	Washer, Water Shed Pulley		2
3	F05011-68	Washer, 1/2 Standard Flat		2
	045295	Pulley Assembly 5in OD Idler		1
4	F04254-69	Ring, 2 5/16 ID Internal		4
5	P08066	Bearing, 6305 62ODx25IDx17W		2
6	045296	Pulley, 5 OD Idler		1
7	045297	Boss, Idler Pulley Standoff		2
8	P410	Spring, 1x7 Extension	Spring must be installed with wire for loop at bottom	1
9	F05010-122	Nut, 3/4-10 Half Nyloc		1
10	F05011-77	Washer, 3/4 AN Yel/Cad		2
11	029842	Bushing, 3/4 ID x 1 OD x 1 Oil		2
12	P123	Fitting, Grease 90 Deg. 1/4-28		1
13	F05010-127	Nut, 1/2-13 Half Nylock, Znc		2
14	132009	Weldment, Idler Arm		1
	105249	Pulley Assembly 5in OD Idler Tall		1
15	F04254-69	Ring, 2 5/16 ID Internal		4
16	P08066	Bearing, 6305 62ODx25IDx17W		2
17	045270	Pulley, 5-1/4 OD Idler B-Groove		1
18	045297	Boss, Idler Pulley Standoff		1

### 5.14 Deck 5 Covers



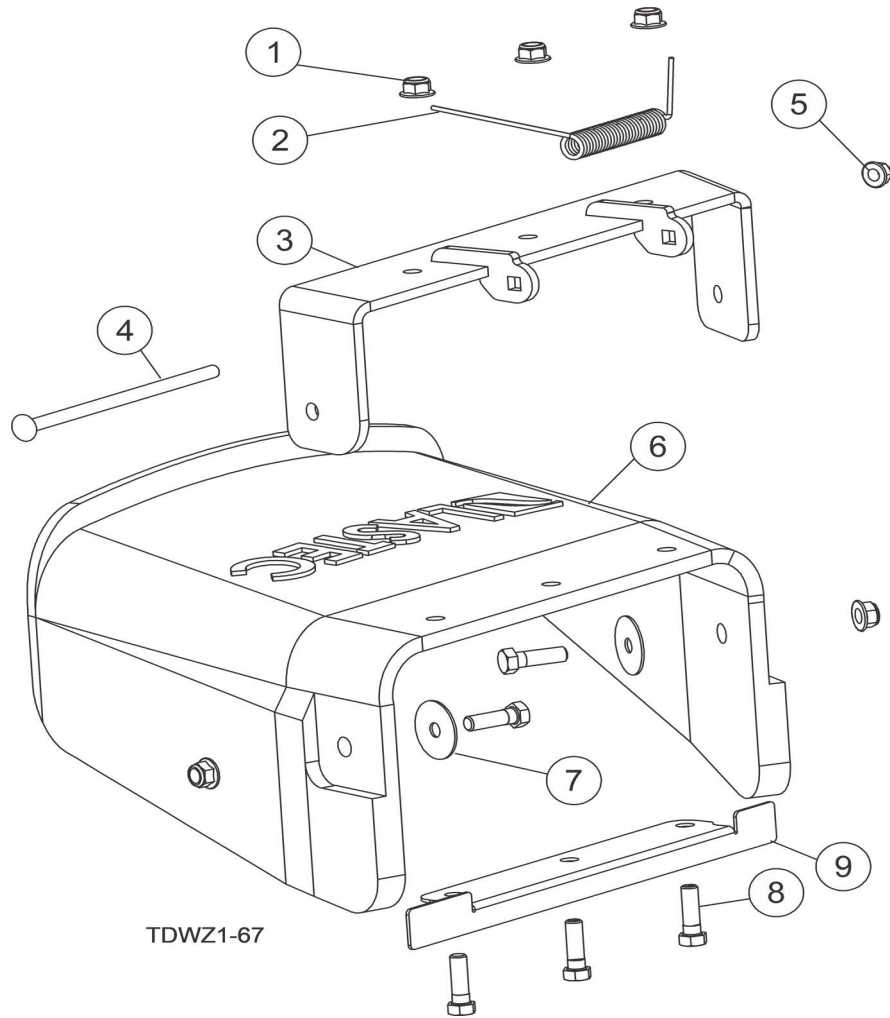
REF	PART #	DESCRIPTION	COMMENTS	QTY.
	124149	Assembly, #5 Deck Cover		1
1	f05005-43	Screw, 1/4-20x7/8 HHC Gr5		2
2	F05011-11	Washer, 1/4 SAE Flat		2
3	124218	Pad, Guide		1
4	124150	Bracket, Deck Cover		1
	124462	Assembly, Latch Kit		3
5	F05005-101	Bolt, 1/4-20x1 HH Gr5		2
6	124449	Bushing, T Latch		1
7	F05011-151	Washer, 5/8 Special Flat		1
8	124454	Washer, Wave		1
9	124452	Bushing, Latch Spacer		1
10	124451	Bracket, Latch		1
11	124455	Bushing, Spacer		1
12	F05010-220	Nut, 1/4-20 Flanged Hex Nylock		2
13	F05010-220	Nut, 1/4-20 Flanged Hex Nylock		2
14	F05007-7	Bolt, 3/8-16x1 HHC		2
15	124338	Bracket, Cover Mount		1
16	F05010-222	Nut, 3/8-16 Flanged Hex Nylock		2

### 5.15 Caster Assembly



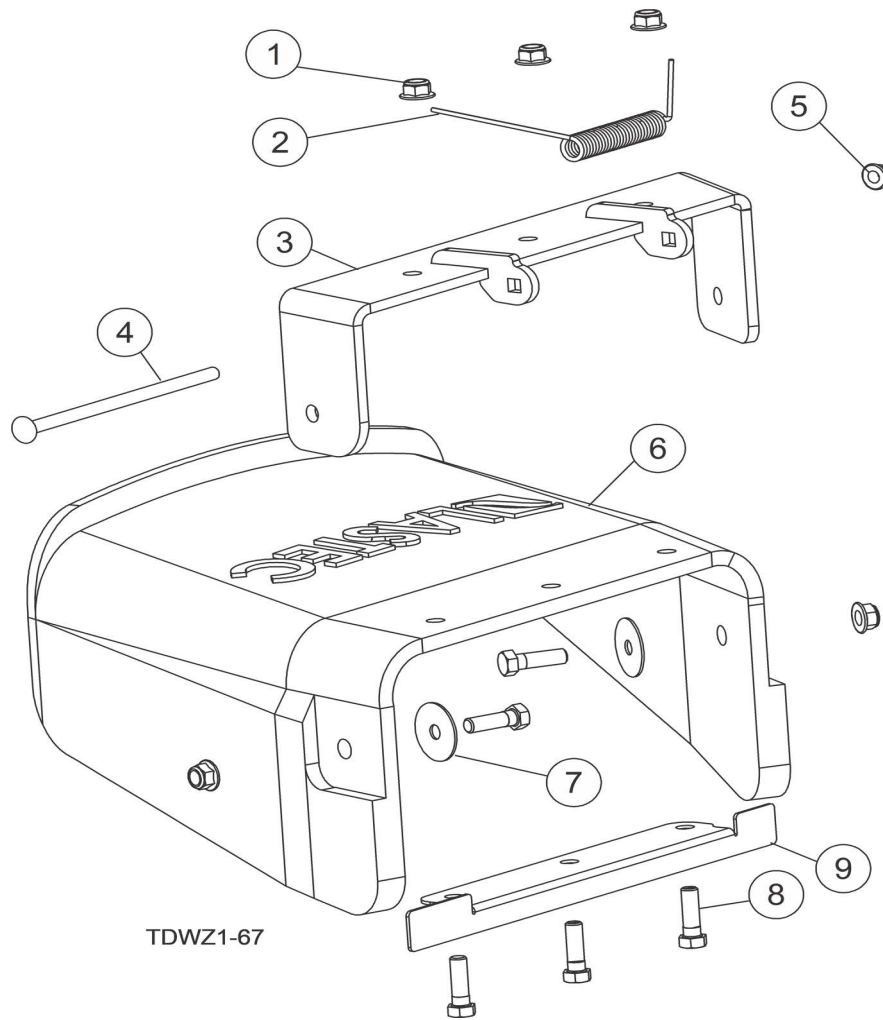
REF	PART #	DESCRIPTION	COMMENTS	QTY.
	124492	Assembly, Caster		2
<b>1</b>	124482	Assembly, Yoke, Height Adjust	See <a href="#">5.24 Wheel Yoke</a>	1
<b>2</b>	F05006-81	Bolt, 5/16-18x1 3/4 FT HH Gr5		2
<b>3</b>	F05010-17	Nut, 5/16-18 Hex		2
<b>4</b>	124487	Weldment, Caster Mount		1
	124483	Assembly, Yoke, Height Adjust		1
<b>5</b>	F05010-222	Nut, 3/8-16 Flanged Hex Nylock		2
<b>6</b>	124467	Plate, Caster Reinforcement		1
<b>7</b>	F05007-123	Bolt, 3/8-16x1 1/4 FT HH Gr5		2
<b>8</b>	067076	Pin, 3/8 Dia Lynch, Locking		1
<b>9</b>	040656	Washer, 1.265 IDx 2.00 OD x 1/8		1
<b>10</b>	124048	Spacer, 1/4 HOC		2
<b>11</b>	124011	Spacer, 1/2 HOC		6
<b>12</b>	P203	Bushing, Flgd, 1-1/4IDx1-1/2OD x 1-1/2		2
<b>13</b>	P107	FITTING, 1/4-28 STRAIGHT GREASE	Use with 128305 Cap, Grease	1
<b>14</b>	124465	Weldment, Caster Support		1
<b>15</b>	F05010-221	Nut, 5/16-18 Flanged Hex Nylock		4
<b>16</b>	124489	Pad, Guide		2
<b>17</b>	f05006-90	Bolt, 5/16-18x1 Carriage Gr5		4
	124490	Assembly, Wheel Yoke		1
<b>18</b>	124035	Weldment, Fixed Yoke		1
<b>19</b>	063767	Wheel Assembly, 11x4x5 Smooth Hollowmatic	See <a href="#">5.26 Wheel Assembly</a>	1
<b>20</b>	F05010-177	Nut, 3/4-10 Stover Swaged		1
<b>21</b>	063797	Spacer, Outer Wheel Brg 1-1/8x3/4x7/8		2
<b>22</b>	F05009-128	Bolt, 3/4-10 x 7 Gr5 Carriage, Zinc		1
<b>23</b>	F05011-62	Washer, 3/4 SAE Flat		1

**5.16 Deck Side Chute**



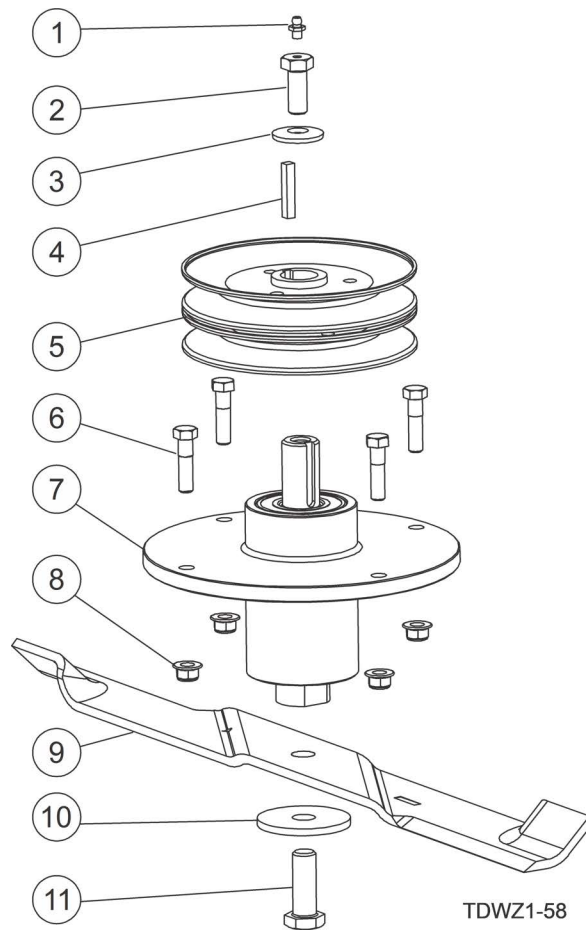
REF	PART #	DESCRIPTION	COMMENTS	QTY.
	133621	Assembly, Chute		
1	F05010-222	Nut, 3/8-16 Flanged Hex Nylock		5
2	041714	Spring, Deere RH Torsion		1
3	133619	Weldment, Chute Deflector		1
4	F05006-112	Bolt, 5/16-18x7 Carriage FT		1
5	F05010-221	Nut, 5/16-18 Flanged Hex Nylock		1
6	124069	Chute Deflector		1
7	F05011-44	Washer, 3/8 Fender		2
8	F05007-123	Bolt, 3/8-16x1 1/4 HHC Gr5		5
9	124424	Bracket, Chute Reinforcement		1

## 5.17 Deck Side Chute



REF	PART #	DESCRIPTION	COMMENTS	QTY.
	124049	Assembly, Chute		
1	F05010-222	Nut, 3/8-16 Flanged Hex Nylock		5
2	041714	Spring, Deere RH Torsion		1
3	124052	Weldment, Chute Deflector		1
4	F05006-112	Bolt, 5/16-18x7 Carriage FT		1
5	F05010-221	Nut, 5/16-18 Flanged Hex Nylock		1
6	124069	Chute Deflector		1
7	F05011-44	Washer, 3/8 Fender		2
8	F05007-123	Bolt, 3/8-16x1 1/4 HHC Gr5		5
9	124424	Bracket, Chute Reinforcement		1

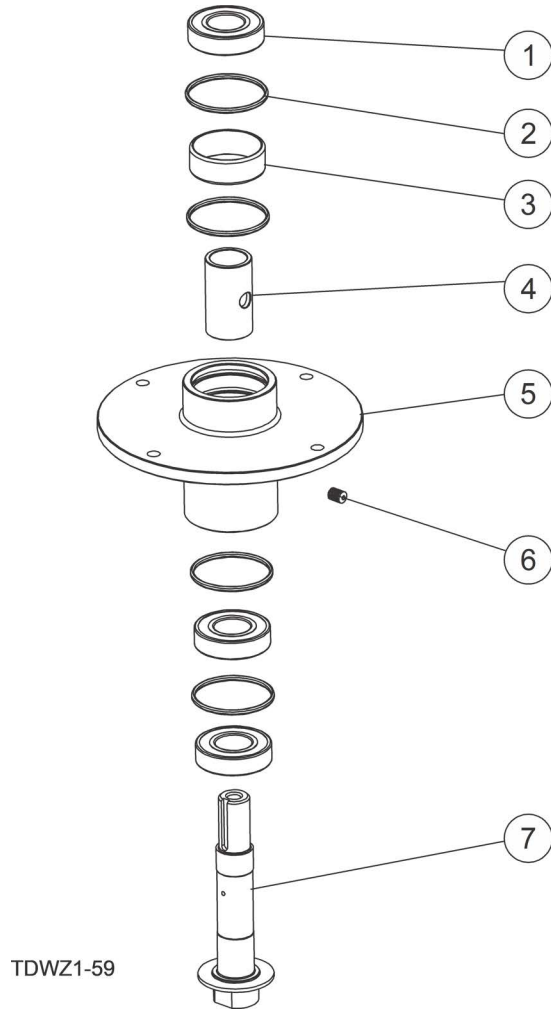
### 5.18 Decks 1, 2, 4, and 5 Spindle Assembly



REF	PART #	DESCRIPTION	COMMENTS	QTY.
	124141	Assy, Spindle, WZ 21"		4
1	P107	FITTING, 1/4-28 STRAIGHT GREASE		1
2	045677	Bolt, Spindle Single Pulley		1
3	F05011-97	Washer, 1/2 Plain Belleville		1
4	028080	Key, 1/4 Sq x 1-1/2 lg		1
5	067688	Sheave, Double - D6.3-6.3 B1.00 Cast		1
6	F05007-78	Bolt, 3/8-16x1 1/2 HH Gr5		4
7	124066	Assembly, Spindle, WZ Sub	See Section <a href="#">Spindle Housing</a>	1
8	F05010-222	Nut, 3/8-16 Flanged Hex Nylock		4
9	124140	Blade, 21"		1
	124260	Blade, 21" Low Lift WZ	Optional	1
	124261	Blade, 21" Mulching WZ	Optional	1
10	F05011-89	Washer, 2 1/2 ODx5/8 IDx3/16 Std Flat Znc		1
11	F05009-95	Bolt, 5/8-18x1 3/4 HH Gr5		1

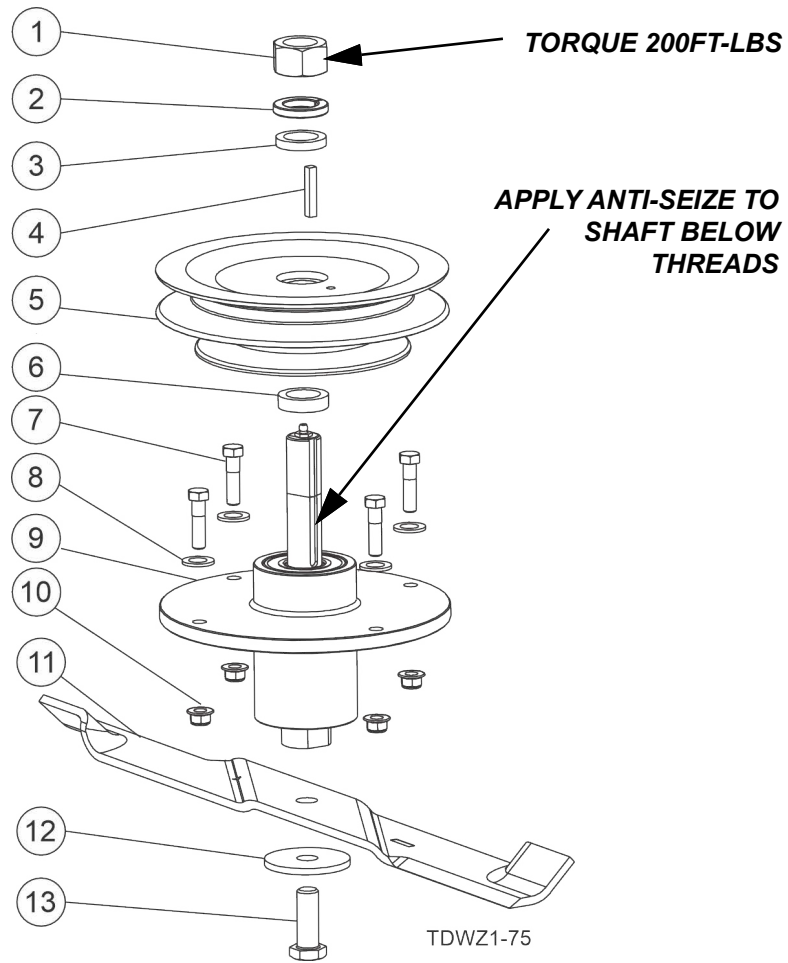


## 5.19 Spindle Housing



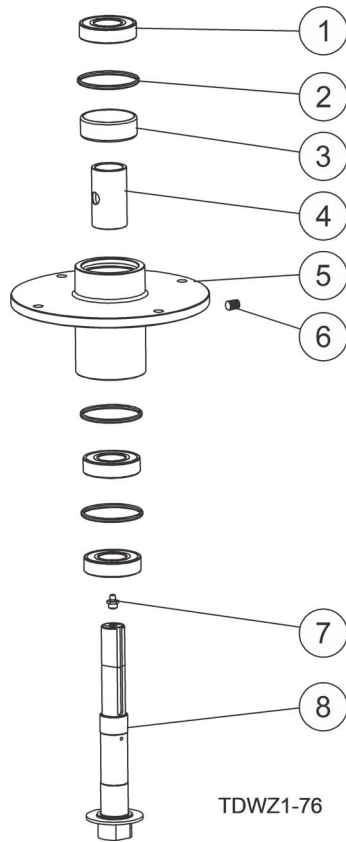
REF	PART #	DESCRIPTION	COMMENTS	QTY.
	124066	Assembly, Spindle, WZ Sub		
1	P11035	Bearing, 6206-2NSE		3
2	P105	O-Ring, 2-1/2 ID x 2 3/4 OD		4
3	067686	Spacer, Spindle Bearing ZT Cast		1
4	072511	Spacer, Cast Spindle Housing		1
	067999	Spindle Housing, ZT Cast w/ Grs Rlf		1
5	067999-1P	Housing, Spindle ZT Painted		1
6	043700-2	Fitting, Grease Relief		1
7	124065	Shaft, Blade Spindle WZ Forged		1

## 5.20 Deck 3 Spindle Assembly



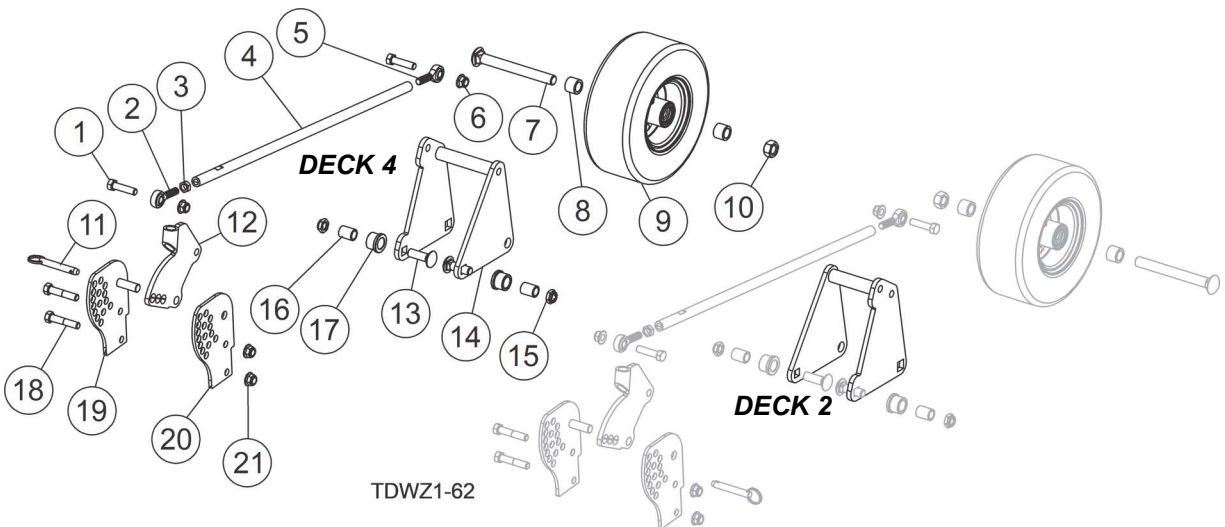
REF	PART #	DESCRIPTION	COMMENTS	QTY.
	124174	Assembly, Spindle, WZ 21" Center		
1	F05010-264	Nut, 1"-12 Nylon Lock		1
2	F05011-53	Washer, 1in Split Lock		1
3	046273	Washer, 1/4 x 1.47 x 1.01		1
4	028080	Key, 1/4 Sq x 1-1/2 lg		1
5	124176	Pulley, Double		1
6	043249	Washer, 3/8 x 1.5x1.01		1
7	F05007-78	Bolt, 3/8-16x1 1/2 HH Gr5		4
8	F05011-3	Washer, 3/8 SAE Flat		4
9	124067	Assembly, Spindle, WZ Center Sub	See Section <a href="#">Deck 3 Spindle Housing</a>	1
10	F05010-222	Nut, 3/8-16 Flanged Hex Nylock		4
11	124140	Blade, 21"		1
	124260	Blade, 21" Low Lift WZ	Optional	1
	124261	Blade, 21" Mulching WZ	Optional	1
12	F05011-89	Washer, 2 1/2 ODx5/8 IDx3/16 Std Flat Znc		1
13	F05009-95	Bolt, 5/8-18x1 3/4 HH Gr5		1

## 5.21 Deck 3 Spindle Housing



REF	PART #	DESCRIPTION	COMMENTS	QTY.
	124067	Assembly, Spindle, WZ Center Sub		
1	P11035	Bearing, 6206-2NSE		3
2	P105	O-Ring, 2-1/2 ID x 2 3/4 OD		3
3	072511	Spacer, Cast Spindle Housing		1
4	067686	Spacer, Spindle Bearing ZT Cast		1
5	067999	Spindle Housing, ZT Cast w/ Grs Rif		1
6	043700-2	Fitting, Grease Relief		1
7	075975	Fitting, Zerk 3/8-24 Grease		1
8	124064	Shaft, Blade Spindle WZ Cntr Forged		1

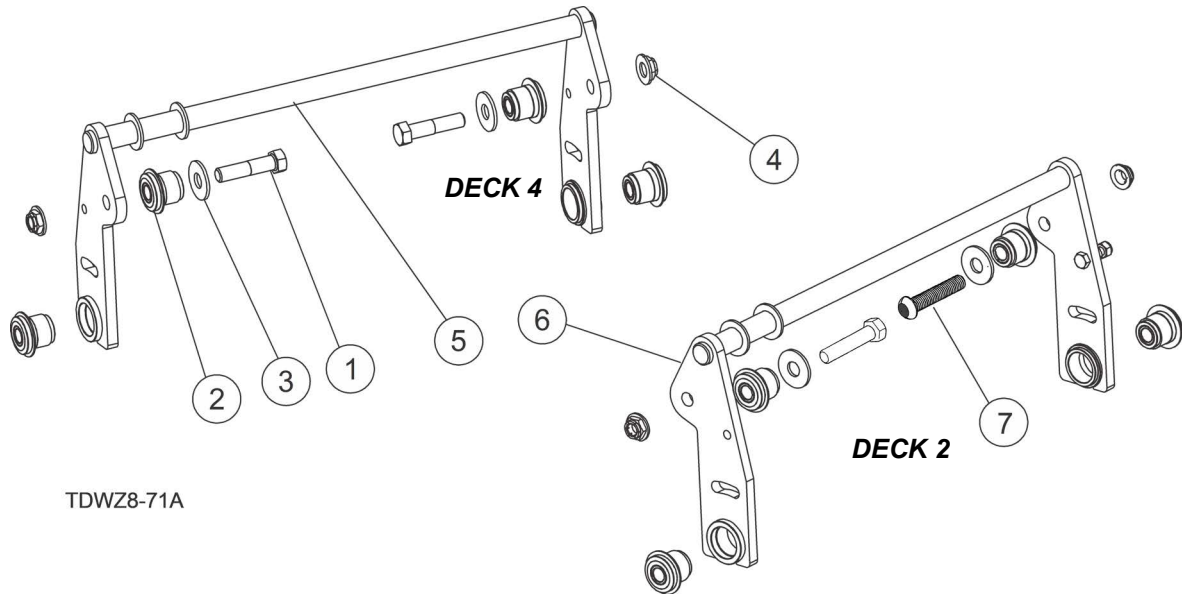
## 5.22 Rear Wheel Adjustment Assembly



REF	PART #	DESCRIPTION	COMMENTS	QTY.
	124207	Assembly, Wheel (Deck 4)		1
	124189	Assembly, Wheel (Deck 2)		1
1	F05008-116	Bolt, 1/2-13x2 FT Gr5		2
	124201	Assembly, Connecting Rod		1
2	124203	Rod End, 1/2-20x1-1/2 RH		1
3	F05010-16	Nut, 1/2-20 Hex Jam		1
4	124202	Rod, Connecting		1
5	124204	Rod End, 1/2-20x1-1/2 LH		1
6	F05010-223	Nut, 1/2-13 Flanged Hex Nylock		2
7	F05009-128	Bolt, 3/4-10 x 7 Gr5 Carriage, Zinc		1
8	063797	Spacer, Outer Wheel Brg 1-1/8x3/4x7/8		2
9	063767	Wheel Assembly, 11x4x5 Smooth Hollowmatic	See <a href="#">5.26 Wheel Assembly</a>	1
10	F05010-177	Nut, 3/4-10 Stover Swaged		1
11	059293	Pin, 1/2 Dia x 2 1/2 Detent		1
12	124196	Weldment, Height Adj Pivot		1
13	F05009-116	Bolt, 5/8-11x2 Gr5 Carriage		2
14	124208 124190	Weldment, Wheel RH (Deck 4) Weldment, Wheel LH (Deck 2)	Ensure you order the correct weldment for your deck	1
15	F05010-185	Nut, 5/8-11 FlexLoc		2
16	062149	Sleeve, .875x1.14 Lg Bushing		2
17	062115	Bushing, .875 Bearing		2
18	F05008-74	Bolt, Hex Head 1/2-13x2 1/2 Gr5 Zinc		2
19	124200	Weldment, Height Adj. Selector		1
20	124199	Plate, Height Adj. Selector		1
21	F05010-223	Nut, 1/2-13 Flanged Hex Nylock		2

NOTE: Deck 4 and Deck 2 Rear Wheel Adjustment Assemblies are mirror images of each other with the exception of the Wheel Weldment (ref item 14).

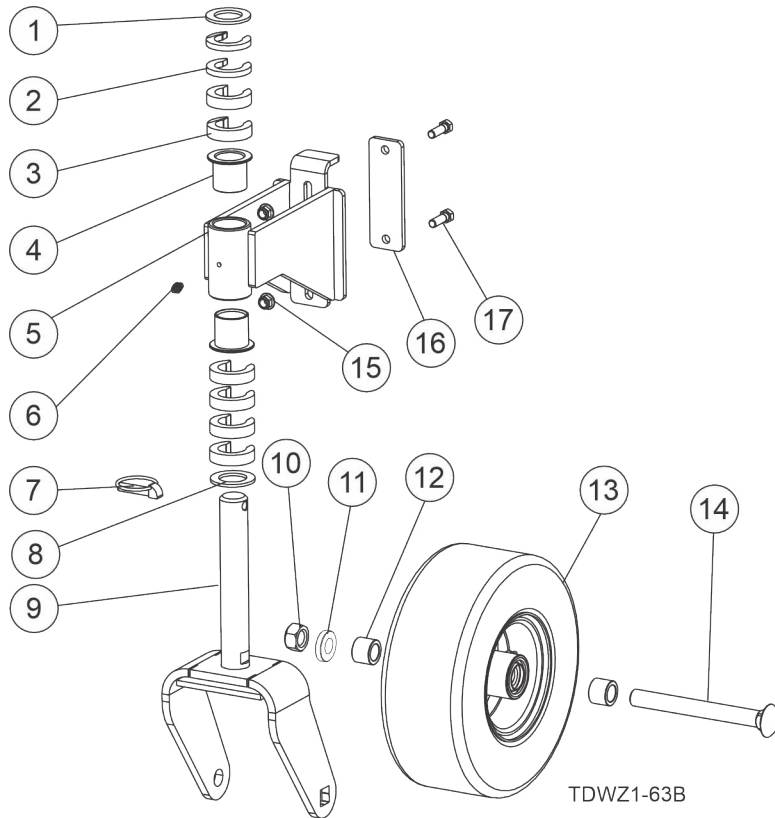
## 5.23 Wing Deck Hinges



REF	PART #	DESCRIPTION	COMMENTS	QTY.
1	F05009-37	Bolt, 5/8-11x3 HH Gr5	Beginning serial # 74590922	3
	F05009-35	Bolt, 5/8-11 X 2 3/4 HH Gr5 Zinc		3
2	049870	Bushing, Urethane Pivot		8
3	F05011-40	Washer, 5/8 Standard Zinc Flat		4
4	F05010-224	Nut, 5/8-11 Flanged Hex Nylock	Beginning serial # 74590922	4
	F05010-185	Nut, 5/8-11 Flexloc		4
5	124228	Hinge Weldment, #2 Deck	Ensure you order the correct weldment for your deck	1
6	124227	Hinge Weldment, #4 Deck		1
7	F05009-151	Bolt, 5/8-11x3 SBHC BO		1

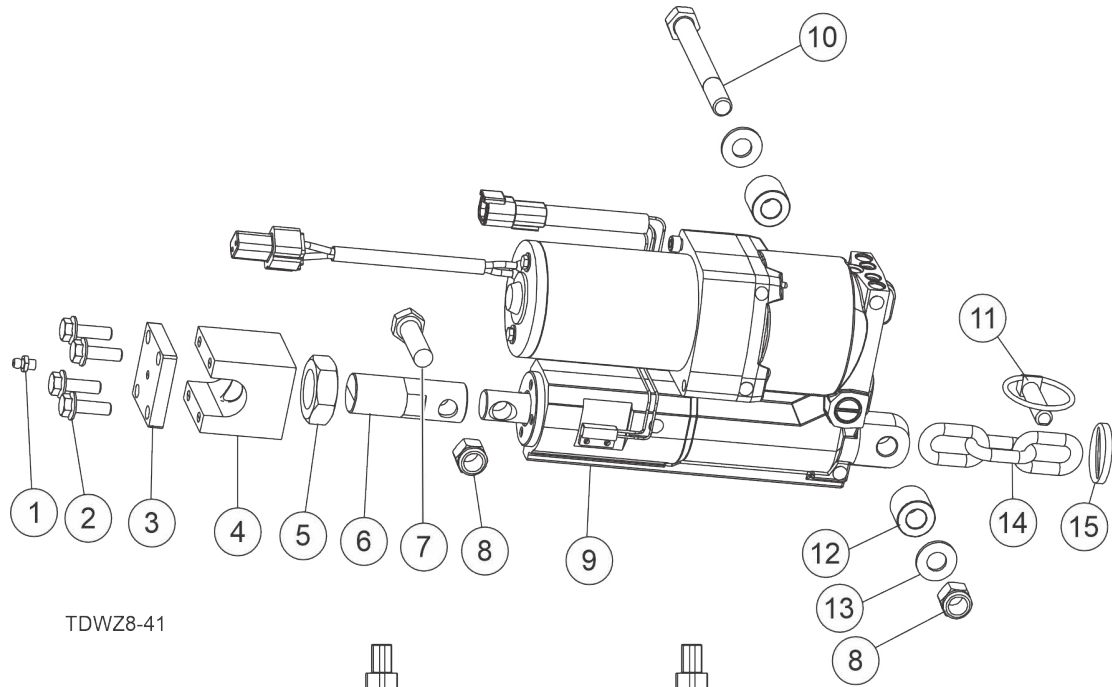
NOTE: Deck 4 and Deck 2 Wing Deck Hinge Assemblies are mirror images of each other with the exception of the Hinge Weldment (items 5 and 6).

### 5.24 Wheel Yoke



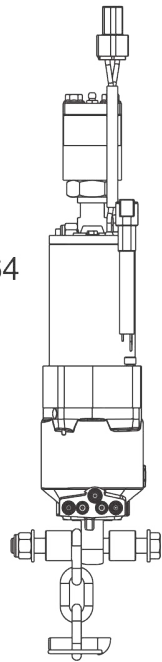
REF	PART #	DESCRIPTION	COMMENTS	QTY.
	124482	Assembly, Yoke, Height Adjust		4
1	040656	Washer, 1.265 IDx 2.00 OD x 1/8		1
2	124048	Spacer, 1/4 HOC		2
3	124011	Spacer, 1/2 HOC		6
4	P203	Bushing, Flgd, 1-1/4IDx1-1/2OD x 1-1/2		2
5	124465	Weldment, Caster Support		1
6	P107	Fitting, 1/4-28 Straight Grease	Use with 128305 Cap, Grease	1
7	067076	Pin, 3/8 Dia Lynch, Locking		1
8	F05011-154	Washer, 1.265IDx1.87ODx.079, Zinc		1
	124031	Assembly, Wheel Yoke		1
9	124009	Weldment, Yoke		1
10	F05010-177	Nut, 3/4-10 Stover Swaged		1
11	F05011-62	Washer, 3/4 SAE Flat		1
12	063797	Spacer, Outer Wheel Brg 1-1/8x3/4x7/8		2
13	063767	Wheel Assembly, 11x4x5 Smooth Hollow-matic	See Section <a href="#">Wheel Assembly</a>	1
14	F05009-128	Bolt, 3/4-10 x 7 Gr5 Carriage, Zinc		1
15	F05010-222	Nut, 3/8-16 Flanged Hex Nylock		2
16	124467	Plate, Caster Reinforcement		1
17	F05007-131	Bolt, 3/8-16x1 1/4 Whiz Lock		2

### 5.25 Deck Lift Actuator

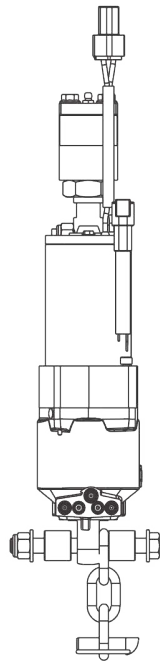


TDWZ8-41

124364



124371

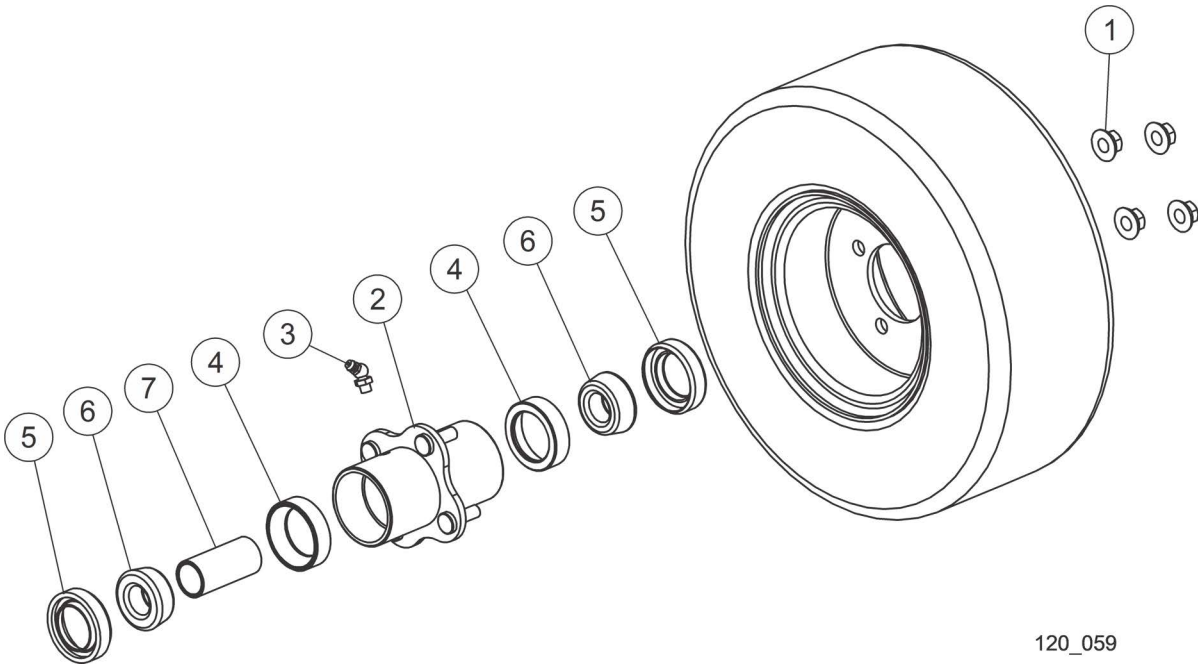


REF	PART #	DESCRIPTION	COMMENTS	QTY.
	124371	Assembly, #4 Deck Lift Hinge		1
	124364 <sup>1</sup>	Assembly, #2 Deck Lift Hinge		1
1	P107	FITTING, 1/4-28 STRAIGHT GREASE		1
2	F05006-161	Bolt, 5/16-18x1 GR5 FHCS Serrated		4
3	058598	Lock Plate, Hyd. Cyl.		1
4	105855	Block Weldment, Hyd. Cyl. Pivot		1
5	F05010-118	Nut, 1-14 Hex Jam		1
6	105448	Rod Extension, WZ Cylinder		1
7	F05008-88	Bolt, 1/2-13x1 3/4 HH Gr5 FT		1
8	F05010-8	Nut, 1/2-13 Nyl Hex Lock		2
9	105452	Actuator, Linear 12VDC		1
		Sensor Assembly, Deck Actuator Limit Switch	Comes with 105452 actuator	1
10	F05008-106	Bolt, 1/2-13x4 3/4 HHC Gr5		1
11	016292	Pin, 7/16 Dia Lynch, Locking		1
12	105451	Spacer, Rear Cylinder		2
13	F05011-2	Washer, 1/2 SAE Flat		2
14	124370	Chain, 5/16 x 3 Links		1
15	124339	Plate, Chain Spacer	Added after 5/21/2021	1

<sup>1</sup> The difference between the 124371 and 124364 is the side of the actuator the chain attaches to.



## 5.26 Wheel Assembly

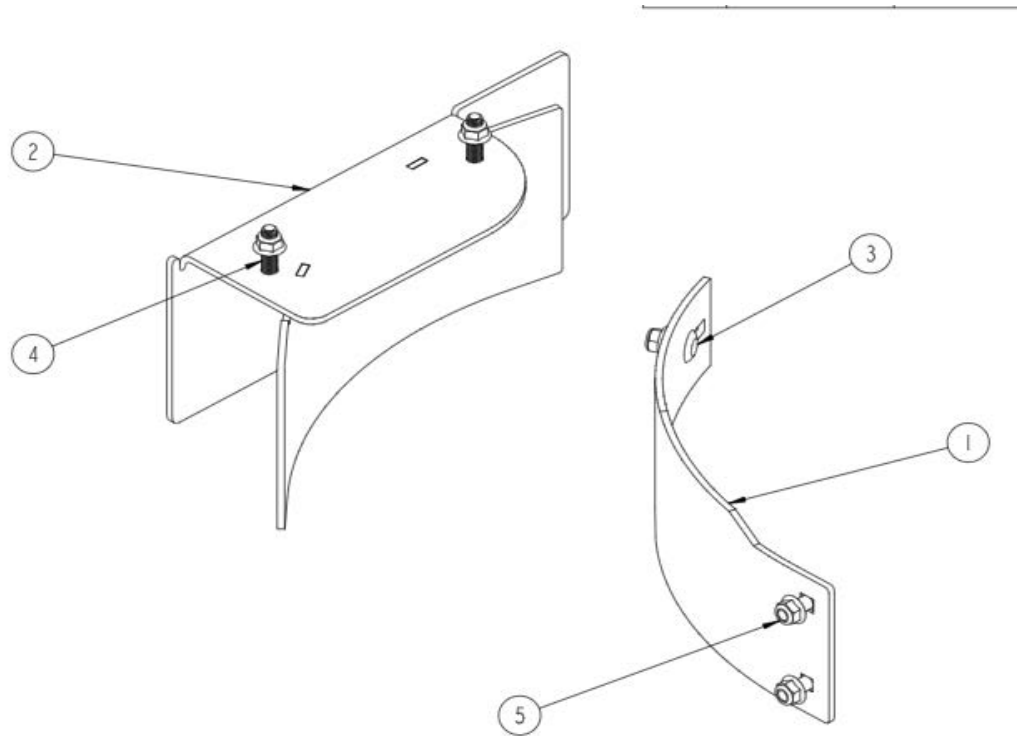


120\_059

REF	PART #	DESCRIPTION	COMMENTS	QTY.
	063767	Wheel Assembly, 11" x 4" x 5" Smooth Hollowmatic		8
1	F05010-210	Nut, 5/16-24 Flanged Hex	Torque to 135in-lbs	4
	041684	Wheel Hub Assembly, Demountable		1
	P297	Wheel Hub Assembly, Demountable		1
2	048454	Hub, 9/11" Demountable		1
3	072884	Fitting, 1/4-28 65° Grease		1
4	P402	Bearing Race Insert, 3/4" TRB		2
5	P293	Seal, TRB, 3/4" ID		2
6	P292	Bearing, Tapered Roller, 3/4 "ID		2
7	<b>048455</b>	Spacer, 3/4" Wheel Bearing		1

NOTE: Wheels are shipped unlubricated from the factory. Ensure proper lubrication, bearing preloading, and torque specifications are met. Use Loctite on all bolts.

### 5.27 Rear Discharge Baffles



REF	PART #	DESCRIPTION	COMMENTS	QTY.
	124530	<b>KIT, 100" REAR DISCHARGE BAFFLE</b>		
1	072279	Baffle Plate, 100" #1 & 3 Deck		1
2	124526	Weldment, Mulch Baffle		1
3	F05007-165	Bolt, 3/8-16x1 Carriage, Zinc Gr 5		3
4	F05007-272	Bolt, 3/8-16x1 1/2 FT HH Flange Gr5		2
5	F05010-222	Nut, 3/8-16 Flanged Hex Nylock		5
	IS-0481	Instruction Sheet, Rear Dischg Baffle		1